

# ESD30 SERIES 30W WIDE INPUT RANGE

## FEATURES

- INDUSTRY STANDARD PACKAGE
- 100% BURNED IN
- SHORT CIRCUIT PROTECTION
- HIGH EFFICIENCY
- UL 94V-0 PACKAGE MATERIAL
- CUSTOM SOLUTIONS AVAILABLE
- 3 YEARS WARRANTY



OUTPUT SPECIFICATIONS			INPUT SPECIFICATIONS		GENERAL SPECIFICATIONS		
Voltage Setpoint Accuracy			Input Voltage Range	2:1-4:1 Input Range	Efficiency	75% min	
Single/Dual		+/-2% max	Input Filter	Pi Network	Isolation Voltage	1500VDC min	
Triple	5V	+/-2% max	Protection	Fuse Recommended	Isolation Resistance	10 <sup>9</sup> ohms min	
	12V/15V	+/-5% max	<b>ENVIRONMENTAL SPECIFICATIONS</b>			Isolation Capacitance	2500pF max
Temperature Coefficient		+/-0.05%/°C	Operating Temperature	-40°C to +71°C	Switching Frequency	100KHz min	
Ripple & Noise(20MHz BW)	100mVp-p max		Storage Temperature	-55°C to +100°C	MTBF	>700,000 Hours	
Line Regulation			Cooling	Free-Air Convection	Case Material	Six-Side Shielded Case	
Single/Dual		+/-0.5% max	Humidity	95% max	Potting Material	Epoxy(UL94-V0)	
Triple		+/-1% max			Conducted Emissions	EN55022 Class A	
Load Regulation					Radiated Emissions	EN55022 Class A	
Single/Dual		+/-0.5% max	Minimum Load	10% of Full Load	Weight	110g Typ	
Triple		+/-5% max	Short Circuit Protection	Continuous			
Transient Response	500uS max		Short Circuit Restart	Automatic			

### ● 2:1 25W-30W OUTPUT PACKAGE "A"

MODEL NUMBER	INPUT (VDC)	OUTPUT		EFF (%)	PACKAGE
		VOLTAGE (VDC)	CURRENT (mA)		
ESD30S-1205	9-18	5	5000	80	A
ESD30S-1212	9-18	12	2500	84	A
ESD30S-1215	9-18	15	2000	84	A
ESD30S-1224	9-18	24	1250	85	A
ESD30D-1205	9-18	+/-5	+/-2500	80	A
ESD30D-1212	9-18	+/-12	+/-1250	80	A
ESD30D-1215	9-18	+/-15	+/-1000	80	A
ESD30T-12/0512	9-18	+5,+/-12	3500,+/-310	80	A
ESD30T-12/0515	9-18	+5,+/-15	3500,+/-250	80	A
ESD30S-2405	18-36	5	5000	80	A
ESD30S-2412	18-36	12	2500	85	A
ESD30S-2415	18-36	15	2000	85	A
ESD30S-2424	18-36	24	1250	86	A
ESD30D-2405	18-36	+/-5	+/-2500	80	A
ESD30D-2412	18-36	+/-12	+/-1250	85	A

ESD30D-2415	18-36	+/-15	+/-1000	85	A
ESD30D-2424	18-36	+/-24	+/-625	85	A
ESD30T-24/0512	18-36	+5,+/-12	3500,+/-310	82	A
ESD30T-24/0515	18-36	+5,+/-15	3500,+/-250	82	A
ESD30S-4805	36-72	5	5000	80	A
ESD30S-4809	36-72	9	3333	82	A
ESD30S-4812	36-72	12	2500	82	A
ESD30S-4815	36-72	15	2000	82	A
ESD30S-4824	36-72	24	1250	83	A
ESD30D-4805	36-72	+/-5	+/-2500	80	A
ESD30D-4812	36-72	+/-12	+/-1250	82	A
ESD30D-4815	36-72	+/-15	+/-1000	82	A
ESD30T-48/0512	36-72	+5,+/-12	3500,+/-310	82	A
ESD30T-48/0515	36-72	+5,+/-15	3500,+/-250	82	A

### ● 4:1 25W-30W OUTPUT PACKAGE "A"

ESD30S-1205T	9-36	5	5000	80	A
ESD30S-1212T	9-36	12	2500	81	A
ESD30S-1215T	9-36	15	2000	81	A
ESD30S-1224T	9-36	24	1250	81	A

ESD30D-1205T	9-36	+/-5	+/-2500	80	A
ESD30D-1212T	9-36	+/-12	+/-1250	80	A
ESD30D-1215T	9-36	+/-15	+/-1000	80	A
ESD30T-12/0512T	9-36	+5,+/-12	3500,+/-310	80	A
ESD30T-12/0515T	9-36	+5,+/-15	3500,+/-250	80	A
ESD30S-2405T	18-72	5	5000	80	A
ESD30S-2412T	18-72	12	2500	81	A
ESD30S-2415T	18-72	15	2000	81	A
ESD30S-2424T	18-72	24	1250	81	A
ESD30D-2405T	18-72	+/-5	+/-2500	80	A
ESD30D-2412T	18-72	+/-12	+/-1250	81	A
ESD30D-2415T	18-72	+/-15	+/-1000	81	A
ESD30T-24/0512T	18-72	+5,+/-12	3500,+/-310	82	A
ESD30T-24/0515T	18-72	+5,+/-15	3500,+/-250	82	A

● **2:1 25W-30W OUTPUT PACKAGE "B"**

ESD30S-1205L	9-18	5	5000	80	B
ESD30S-1212L	9-18	12	2500	84	B
ESD30S-1215L	9-18	15	2000	84	B
ESD30S-2405L	18-36	5	5000	80	B
ESD30S-2412L	18-36	12	2500	85	B
ESD30S-2415L	18-36	15	2000	85	B
ESD30S-4805L	36-72	5	5000	80	B
ESD30S-4812L	36-72	12	2500	82	B
ESD30S-4815L	36-72	15	2000	82	B

● **2:1 25W-30W OUTPUT PACKAGE "C"**

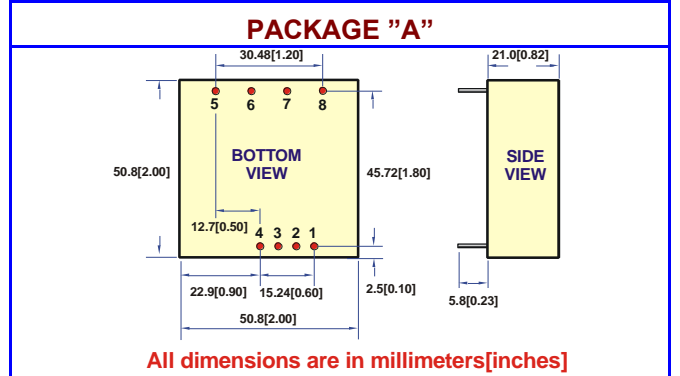
ESD30S-1205EL	9-18	5	6000	80	C
ESD30S-1209EL	9-18	9	3333	80	C
ESD30S-1212EL	9-18	12	2500	80	C
ESD30S-1215EL	9-18	15	2000	80	C
ESD30S-1224EL	9-18	24	1250	80	C
ESD30D-1205EL	9-18	+/-5	+/-2500	80	C
ESD30D-1212EL	9-18	+/-12	+/-1250	80	C
ESD30D-1215EL	9-18	+/-15	+/-1000	80	C
ESD30S-2405EL	18-36	5	6000	80	C
ESD30S-2409EL	18-36	9	3333	80	C
ESD30S-2412EL	18-36	12	2500	80	C
ESD30S-2415EL	18-36	15	2000	80	C
ESD30S-2424EL	18-36	24	1250	80	C
ESD30D-2405EL	18-36	+/-5	+/-2500	80	C
ESD30D-2412EL	18-36	+/-12	+/-1250	80	C
ESD30D-2415EL	18-36	+/-15	+/-1000	80	C
ESD30S-4805EL	36-72	5	6000	80	C
ESD30S-4809EL	36-72	9	3333	80	C
ESD30S-4812EL	36-72	12	2500	80	C
ESD30S-4815EL	36-72	15	2000	80	C

ESD30S-4824EL	36-72	24	1250	80	C
ESD30D-4805EL	36-72	+/-5	+/-2500	80	C
ESD30D-4812EL	36-72	+/-12	+/-1250	80	C
ESD30D-4815EL	36-72	+/-15	+/-1000	80	C

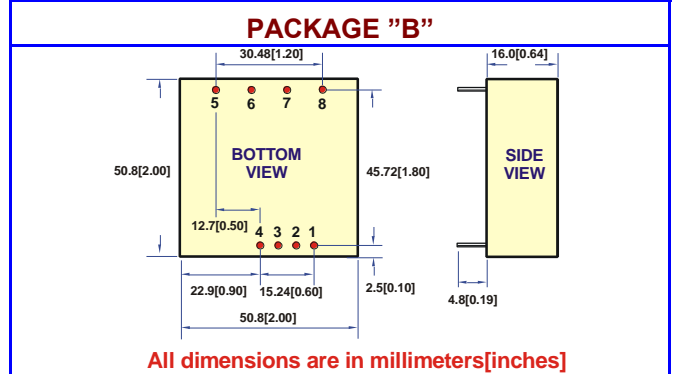
● **4:1 25W-30W OUTPUT PACKAGE "C"**

ESD30S-1205TEL	9-36	5	6000	80	C
ESD30S-2405TEL	18-72	5	6000	80	C

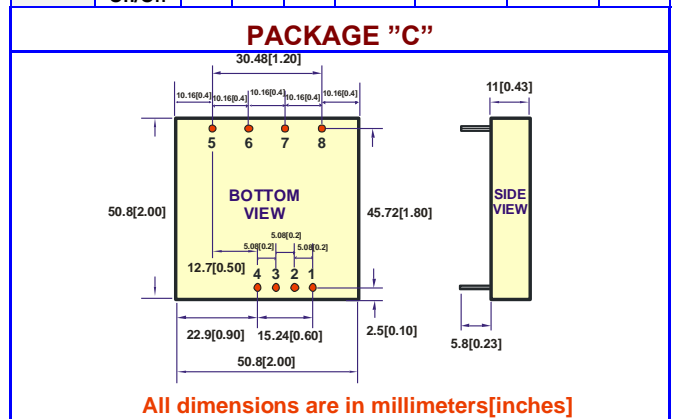
● **MECHANICAL DIMENSIONS**



PIN	1	2	3	4	5	6	7	8
SINGLE	Remote On/Off	NP	-Vin	+Vin	NC	+Vout	-Vout	Trim
DUAL					+Vout	Common	-Vout	Trim
TRIPLE					+Aux.	+5V out	Common	-Aux.



PIN	1	2	3	4	5	6	7	8
SINGLE	Remote On/Off	NP	-Vin	+Vin	NP	+Vout	-Vout	Trim



PIN	1	2	3	4	5	6	7	8
SINGLE	Remote On/Off	NP	-Vin	+Vin	NC	+Vout	-Vout	Trim
DUAL					+Vout	Common		