



30W Travel Power Supply > GE30I



Features

- Interchangeable AC plugs (plug kit sold sperately)
- Universal AC input / Full range
- No load power consumption < 0.075W
- **Energy efficiency Level VI**
- Comply with EISA 2007/DoE and EU ErP
- Class II power (without earth pin)
- Protections: Short circuit / Overload / Over voltage
- Pass LPS
- Fully enclosed plastic case
- LED indicator for power on
- [Various DC plug quick adapter accessory available](#)
- 2 years warranty

Applications

- Consumer electronic devices
- Telecommunication devices
- Office facilities
- Industrial equipments

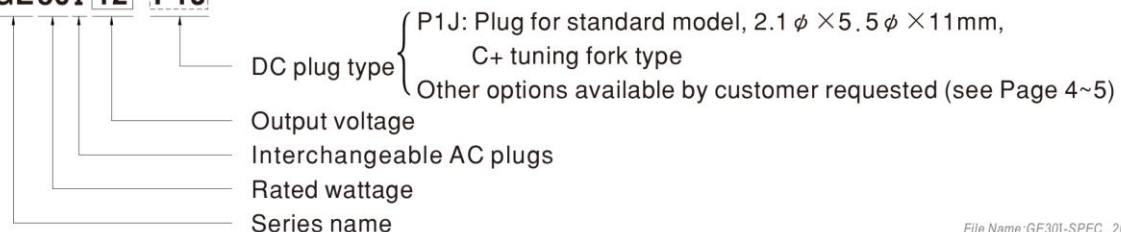
Description

GE30I is a highly reliable, 30W wall-mounted style single-output green adaptor series, which is compact and convenient for carry. This product is equipped with an interchangeable AC plug (4 types, including European type, USA type, U.K. type and Australian type) that makes it very suitable for businessmen to use in the major countries around the globe. GE30I is a class II power unit (without FG), accepting the input range from 90VAC to 264VAC that it can satisfy the demands for various types of electrical devices.

With the working efficiency up to 87% and the extremely low no-load power consumption below 0.075W, GE30I is compliant with the latest USA energy regulation EISA 2007/DoE(Level VI) and EU ErP. The supreme feature allows the adaptor to save the energy when it is under either the operating mode or the standby mode. The entire series is approved for international safety regulations; moreover, it adopts the 94V-0 flame retardant plastic case that it can effectively prevent users from electric hazard.

Model Encoding

GE30I 12 -P1J





30W Travel Power Supply > GE30I

TYPE					
	Australian type	U.K type	European type	US type	Mix four type
ORDER NO.	AC plug-AU	AC plug-UK	AC plug-EU	AC plug-US	AC plug-MIX

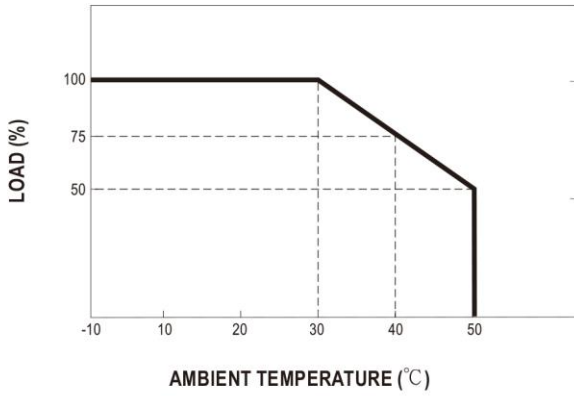
SPECIFICATION

POWER SUPPLY MAIN BODY ORDER NO.	GE30I12-P1J	GE30I15-P1J	GE30I18-P1J	GE30I24-P1J	
OUTPUT	SAFETY MODEL NO.	GE30I12	GE30I15	GE30I18	GE30I24
	DC VOLTAGE <small>Note.2</small>	12V	15V	18V	24V
	RATED CURRENT	2.5A	2A	1.66A	1.25A
	CURRENT RANGE	0 ~ 2.5A	0 ~ 2A	0 ~ 1.66A	0 ~ 1.25A
	RATED POWER (max.)	30W	30W	30W	30W
	RIPPLE & NOISE (max.) <small>Note.3</small>	120mVp-p	150mVp-p	180mVp-p	240mVp-p
	VOLTAGE TOLERANCE <small>Note.4</small>	±3.0%	±3.0%	±3.0%	±3.0%
	LINE REGULATION <small>Note.5</small>	±1.0%	±1.0%	±1.0%	±1.0%
LOAD REGULATION <small>Note.6</small>	±3.0%	±3.0%	±3.0%	±3.0%	
SETUP, RISE, HOLD UP TIME	4000ms, 100ms, 30ms / 230VAC 4000ms, 100ms, 10ms / 115VAC at full load				
INPUT	VOLTAGE RANGE <small>Note.7</small>	90 ~ 264VAC 135 ~ 370VDC			
	FREQUENCY RANGE	47 ~ 63Hz			
	EFFICIENCY (Typ.)	84%	86%	87%	87%
	AC CURRENT	0.7A / 100VAC 0.4A / 230VAC			
	INRUSH CURRENT (max.)	COLD START 40A / 100VAC 80A / 230VAC			
LEAKAGE CURRENT (max.)	0.25mA / 240VAC				
PROTECTION	OVERLOAD	110% ~ 200% rated output power Protection type : Hiccup mode, recovers automatically after fault condition is removed			
	OVER VOLTAGE	115% ~ 135% rated output voltage Protection type : Clamp by zener diode			
ENVIRONMENT	WORKING TEMP.	-10 ~ +50°C (Refer to "Derating Curve")			
	WORKING HUMIDITY	20% ~ 90% RH non-condensing			
	STORAGE TEMP., HUMIDITY	-20 ~ +85°C, 10 ~ 95% RH			
	TEMP. COEFFICIENT	±0.03% / °C (0 ~ 30°C)			
	VIBRATION	10 ~ 500Hz, 2G 10min./1cycle, period for 60min. each along X, Y, Z axes			
SAFETY & EMC (Note. 8)	SAFETY STANDARDS	UL62368-1, CSA C22.2 NO. 62368-1, TUV EN62368-1, AS/NZS 60950.1, CCC GB4943, EAC TP TC 004 approved			
	WITHSTAND VOLTAGE	I/P-O/P:4242VDC			
	ISOLATION RESISTANCE	I/P-O/P:100M Ohms / 500VDC / 25°C / 70% RH			
	EMC EMISSION	Parameter	Standard	Test Level / Note	
		Conducted emission	EN55032(CISPR32)	Class B	
	Radiated emission	EN55032(CISPR32)	Class B		
	EMC IMMUNITY	Parameter	Standard	Test Level / Note	
		ESD	EN61000-4-2	Level 3, 8KV air; Level 2, 4KV contact	
		RF field susceptibility	EN61000-4-3	Level 2, 3V/m	
		EFT bursts	EN61000-4-4	Level 2, 1KV	
Surge susceptibility		EN61000-4-5	Level 3, 1KV/L-N		
Conducted susceptibility		EN61000-4-6	Level 2, 3V		
Magnetic field immunity		EN61000-4-8	Level 1, 1A/m		
Voltage dips , interruption	EN61000-4-11	>95% dip 0. 5 periods, 30% dip 25 periods, >95% interruptions 250 periods			
OTHERS	LIFE	2 years : 100% load 30°C, 8 hours / day			
	MTBF	100Khrs min. MIL-HDBK-217F (25°C)			
	DIMENSION	81*43*40.5mm (L*W*H)			
	PACKING	134g ; 50pcs / 8.4kg / CARTON			
DC OUTPUT CONNECTOR	PLUG	See page 4~5 ; Other type available by customer requested			
	CABLE	See page 4~5 ; Other type available by customer requested			
NOTE	1.All parameters are specified at 230VAC input, rated load, 25°C 70% RH ambient. 2.DC voltage: The output voltage set at point measure by plug terminal & 50% load. 3.Ripple & noise are measured at 20MHz by using a 12" twisted pair terminated with a 0.1uf & 47uf capacitor. 4.Tolerance: includes set up tolerance, line regulation, load regulation. 5.Line regulation is measured from low line to high line at rated load. 6.Load regulation is measured from 10% to 100% rated load 7.Derating may be needed under low input voltage. Please check the derating curve for more details. 8.The power supply is considered as an independent unit, but the final equipment still need to re-confirm that the whole system complies with the EMC directives. For guidance on how to perform these EMC tests, please refer to "EMI testing of component power supplies." 9.Main body unit and AC inlet plug should be ordered separately ; it needs to be used along with any of the AC inlet plug.				

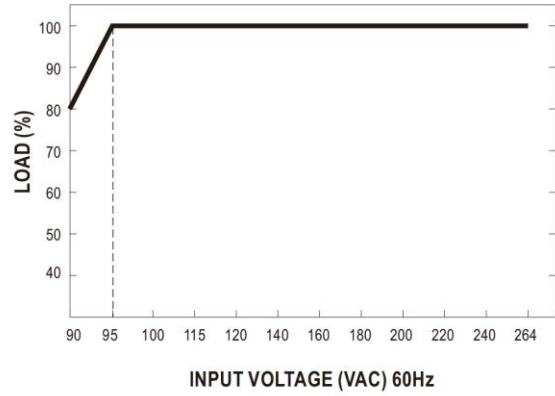


30W Travel Power Supply > GE30I

■ Derating Curve

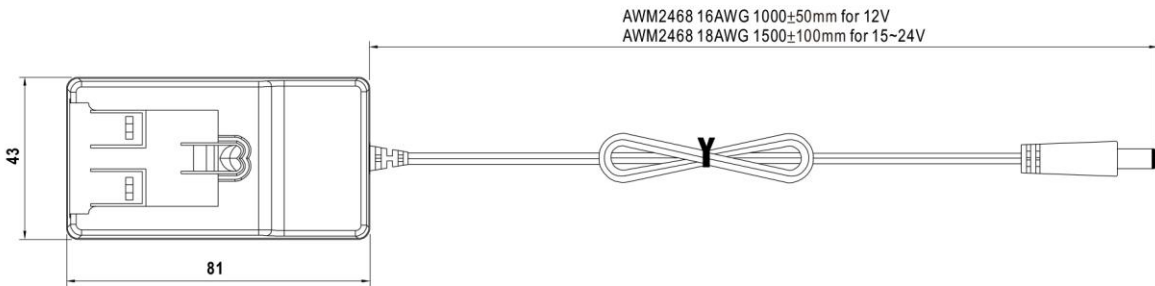
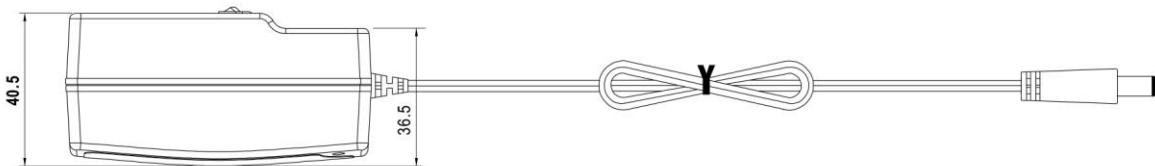


■ Static Characteristics



■ Mechanical Specification

Unit:mm






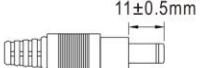



30W Travel Power Supply > GE30I

■ DC output plug

◎ Standard plug: P1J

Unit:mm

P1J		Pin Assignment
		
		Outside  Inside



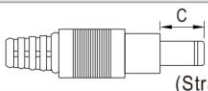
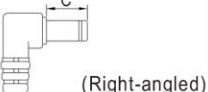


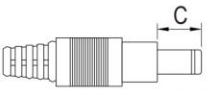
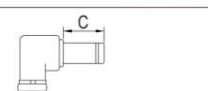


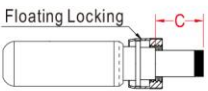



◎ DC plug changeable through:

(1) Customization of the standard part with an optional DC plug according to the table (MOQ applicable)

Example quick adapter accessory:



◎ Optional DC plug: (Available in customized cable or quick adapter)

Tuning Fork Style		Type No.	A	B	C	Quick Adapter Accessory	
			OD	ID	L		
		 (Straight)	P1I	5.5	2.1	9.5	Available (Current rating: 7.5A max.)
			P1L	5.5	2.5	9.5	
			P1M	5.5	2.5	11.0	
			P1IR	5.5	2.1	9.5	
			P1JR	5.5	2.1	11.0	
			P1LR	5.5	2.5	9.5	
	 (Right-angled)	P1MR	5.5	2.5	11.0		
Barrel Style		Type No.	A	B	C		
			OD	ID	L		
		 (Straight)	P2I	5.5	2.1	9.5	None
			P2J	5.5	2.1	11.0	
			P2L	5.5	2.5	9.5	
			P2M	5.5	2.5	11.0	
			P2IR	5.5	2.1	9.5	
			P2JR	5.5	2.1	11.0	
			P2LR	5.5	2.5	9.5	
			 (Right-angled)	P2MR	5.5	2.5	
Lock Style		Type No.	A	B	C		
			OD	ID	L		
		 Floating Locking SWITCHCRAFT original or equivalent	P2S(S761K)	5.53	2.03	12.06	None
			P2K(761K)	5.53	2.54	12.06	
			P2C(S760K)	5.53	2.03	9.52	
			P2D(760K)	5.53	2.54	9.52	
Min. Pin Style		Type No.	A	B	C		
			OD	ID	L		
		 EIAJ equivalent	P3A	2.35	0.7	11.0	Available (Current rating: 5A max.)
			P3B	4.0	1.7	11.0	
			P3C	4.75	1.7	11.0	

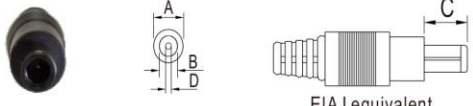
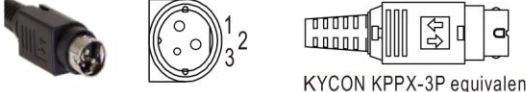




E-Star Power Development Co., Ltd. (E-STAR)

1F., No.40, Juren Ln., Sec. 2, Sanmin Rd., Banciao Dist., New Taipei City 22069, Taiwan (R.O.C.)

Phone : 886-2-2957 5580 Fax : 886-2-2957 7473

30W Travel Power Supply > GE30I

Center Pin Style	Type No.	A	B	C	D	Quick Adapter Accessory	
		OD	ID	L	Center Pin		
 <p>EIAJ equivalent</p>	P4A	5.5	3.4	11.0	1.0	Available (Current rating: 7.5A max.)	
	P4B	6.5	4.4	11.0	1.4		
	P4C	7.4	5.1	11.0	0.6		
Min. DIN 3 Pin with Lock (male)	Type No.	Pin Assignment					
 <p>KYCON KPPX-3P equivalent</p>	R6B	PIN No.	Output				
		1	+Vo				
		2	-Vo				
3	+Vo				Available (Current rating: 7.5A max.)		
Min. DIN 4 Pin with Lock (male)	Type No.	Pin Assignment					
 <p>KYCON KPPX-4P equivalent</p>	R7B	PIN No.	Output				
		1	+Vo				
		2	-Vo				
		3	-Vo				
4	+Vo				Available (Current rating: 7.5A max.)		
Stripped and tinned leads	Type No.	Pin Assignment					
 <p>Length of Land L1 by request (MW's standard length, L: 25 mm, L1: 10 mm)</p>	by customer	PIN No.	Output				
		1 (Ribbed)	+Vo				
		2 (Letter)	-Vo				
				None			