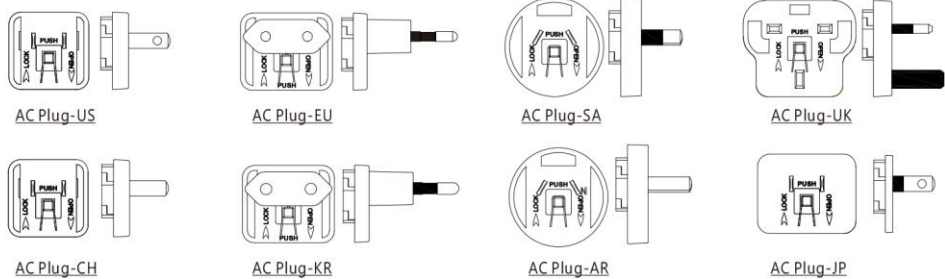
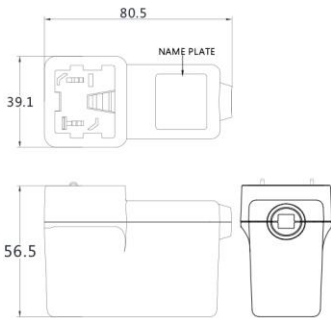



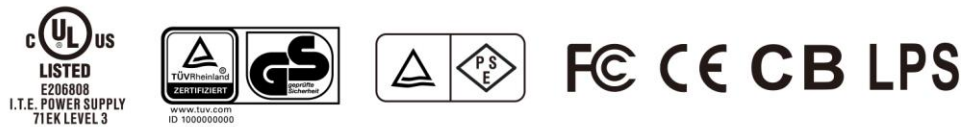


**60W Travel Power Supply > APSU60**

UNIT:mm



■ Safety agency approvals:



■ Specifications:

Model No.	<b>APSU60</b>
AC input range	100~240VAC; 47~63Hz; 1.5-0.8A
Leakage current	0.1mA Max.@ 240VAC/50Hz
Operating temperature	-20°C to ~+70°C (safety approval 0°C to 40°C, >40°C please contact the sales request derating curve.)
Withstand voltage	4242VDC from input to output
EMC	(A)CE EN 55032, EN 55024 (B)FCC 47 CFR Part 15 Subpart B
Safety	(A) UL/cUL (B) TUV/GS (C) TUV/PSE (D) CB
Warranty	1 year

■ **X = UI:** (American type\_FIG 1) or **EI:** (European type\_FIG 2) or **SAI:** (2pin Australian type\_FIG3) or **BSI:** (British type\_FIG 4) or **CHI:** (Chinese type\_FIG 5) or **KRI:** (Korean type\_FIG 6) or **ARI:** (Argentinian type\_FIG 7) or or **JPI:** (Japanese type\_FIG 8)

Model name	Output Voltage(VDC)	Output Current(A)	Max.Output power(W)	Ripple.(mV) max.	Line Regulation(%)	Load Regulation(%)	Avg.Eff.(%) DoE(VI)_CoC(5)	No load Power Consumption(W)	Measured at the output of
APSU60X-1	5~6	6.00~5.00	30	80	±1	±5	>85.07	<0.1	5
APSU60X-1-1	6~8	6.00~5.63	45.04	80	±1	±5	>87.73	<0.1	7.5
APSU60X-2	8~11	5.63~5.00	55	80	±1	±5	>88	<0.21	9
APSU60X-3	11~13	5.00~4.50	60	80	±1	±3	>88	<0.21	12
APSU60X-4	13~16	4.62~3.75	60	80	±1	±3	>88	<0.21	15
APSU60X-5	16~21	3.75~2.86	60.06	80	±1	±2	>88	<0.21	18
APSU60X-6	21~27	2.86~2.23	60.21	100	±1	±2	>88	<0.21	24
APSU60X-7	27~33	2.23~1.82	60.06	150	±1	±2	>88	<0.21	28
APSU60X-8	33~58	1.82~1.04	60.32	120	±1	±2	>88	<0.21	48

Note:

- 1.Weight: Approx 180~200gs
- 2.Optional output connectors (See appendix A)
- 3.Avg. Eff.(%): Averages the efficiency at 25, 50, 75, and 100 % of max. rated output current.
- 4.Standard Output cable: **5~11V:** UL1571, 14AWG, 1M; **11~21V:** UL2468, 16AWG, 1M; **21~58V:** UL2468, 18AWG, 5FT