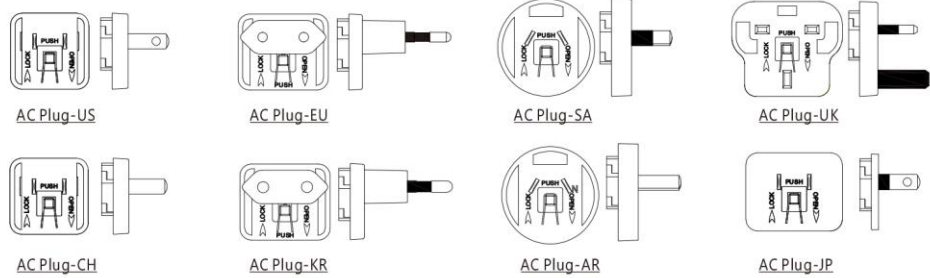
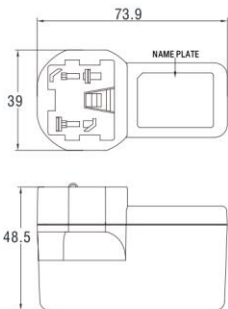


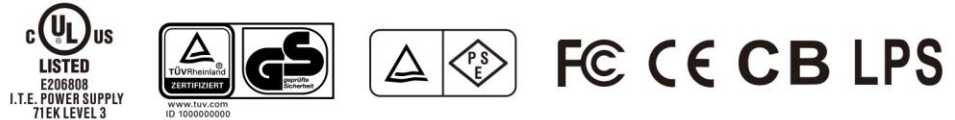


12W Travel Power Supply > APSU12

UNIT:mm



■ Safety agency approvals:



■ Specifications:

Model No.	APSU12
AC input range	100~240VAC; 47~63Hz; 0.4A
Leakage current	0.25mA Max.@ 240VAC/50Hz
Operating temperature	-20°C to ~+70°C (safety approval 0°C to 40°C, >40°C please contact the sales request derating curve.)
Withstand voltage	4242VDC from input to output
EMC	(A)CE EN 55032, EN 55024 (B)FCC 47 CFR Part 15 Subpart B
Safety	(A) UL/cUL (B) TUV/GS (C) TUV/PSE (D) CB
Warranty	1 year

■ **X= UI:** (American type_FIG 1) or **EI:** (European type_FIG 2) or **SAI:** (2pin Australian type_FIG3) or **BSI:** (British type_FIG 4) or **CHI:** (Chinese type_FIG 5) or **KRI:** (Korean type_FIG 6) or **ARI:** (Argentinian type_FIG 7) or or **JPI:** (Japanese type_FIG 8)

Model name	Output Voltage(VDC)	Output Current(A)	Max.Output power(W)	Ripple.(mV) max.	Line Regulation(%)	Load Regulation(%)	Avg.Eff.(%) DoE(VI)_CoC(5)	No load Power Consumption(W)	Measured at the output of
APSU12X-0	3~5	2.00~1.20	6	100	±1	±7	>74.97	<0.1	3.3
APSU12X-1	5~6	2.40~2.00	12	50	±1	±5	>79.94	<0.1	5
APSU12X-1-1	6~8	2.00~1.50	12	50	±1	±5	>83.10	<0.1	7.5
APSU12X-2	8~11	1.50~1.10	12.10	80	±1	±5	>83.10	<0.1	9
APSU12X-3	11~13	1.10~0.93	12.10	80	±1	±3	>83.10	<0.1	12
APSU12X-4	13~16	0.93~0.75	12.09	80	±1	±3	>83.10	<0.1	15
APSU12X-5	16~21	0.75~0.58	12.18	80	±1	±3	>83.10	<0.1	18
APSU12X-6	21~27	0.58~0.45	12.18	100	±1	±2	>83.10	<0.1	24
APSU12X-7	27~33	0.45~0.37	12.15	240	±1	±2	>83.10	<0.1	28
APSU12X-8	33~58	0.37~0.21	12.21	100	±1	±2	>83.10	<0.1	48

Note:

- 1.Weight: Approx 100~120gs
- 2.Optional output connectors (See appendix A)
- 3.Avg. Eff.(%): Averages the efficiency at 25, 50, 75, and 100 % of max. rated output current.
- 4.Standard Output cable: **3~5V:** UL2468, 18AWG, 1M ; **5~8:** UL2468, 20AWG, 1M ; **8~11:** UL2468, 22AWG, 4FT ; **11~58V:** UL2468, 24AWG, 6FT