



E-Star Power Development Co., Ltd. (E-STAR)  
 1F, No.40, Juren Ln., Sec. 2, Sanmin Rd., Banciao Dist., New Taipei City  
 22069, Taiwan (R.O.C.)  
 Phone : 886-2-2957 5580 Fax : 886-2-2957 7473

**15W Wall Mount power supply <TRG15**



**Features**

- \* Universal Input Range 90~264Vac
- \* Meets EN55022 Class B and CISPR/FCC Class B
- \* Continuous Short Circuit Protection
- \* Over Voltage Protection
- \* Meet CoC Tier 2 & DoE Level VI  
 (Output Cable Length  $\leq$  1800mm)  
 (TRG1506: Output Cable Length  $\leq$  1220mm)
- \* No Load Power Consumption < 75mw



**Ordering information**

<b>TRG15XX - x</b>	<b>-XX</b>	<b>E</b>	<b>XX</b>
<b>Model No.</b>	<b>AC Plug Type</b>	<b>DC Plug Type</b>	<b>OVP DC Cable Length and Type</b>
	A: USA 2 Pin		01: 720mm
	E: Europe 2 Pin		02: 1220mm
	U: British 3 Pin		03: 1800mm
	S: Australia 2 Pin		11: 720mm with Ferrite Core
			12: 1220mm with Ferrite Core
			13: 1800mm with Ferrite Core
			* 18AWG / UL1185 FOR 5V,7.5V,9V
			* 16AWG / UL1185 FOR 6V
			* 20AWG/UL1185FOR12V,13.6V,15V,18V,24V

MODEL	OUTPUT VOLTAGE	OUTPUT CURRENT	RIPPLE & NOISE NOTE 1	VOLTAGE ACCURACY NOTE 2	LINE REGULATION NOTE 3	LOAD REGULATION NOTE 4	AVERAGE EFFICIENCY min. NOTE 5
TRG1505	5 V	2.0 A	50mVp-p	±2%	±1%	±4%	79%
TRG1506	6 V	1.5 A	1%	±2%	±1%	±3%	81.57%
TRG1507	7.5 V	1.6 A	1%	±2%	±1%	±3%	83.26%
TRG1509	9 V	1.4 A	1%	±2%	±1%	±2%	83.54%
TRG1512	12 V	1.0 A	1%	±2%	±1%	±2%	83.26%
TRG1512-01	13.6 V	1.0 A	1%	±2%	±1%	±2%	83.97%
TRG1515	15 V	1.0 A	1%	±2%	±1%	±2%	84.5%
TRG1518	18 V	0.83 A	1%	±2%	±1%	±2%	84.48%
TRG1524	24 V	0.63 A	1%	±2%	±1%	±2%	84.54%

Specifications are subject to change without notice.



**15W Wall Mount power supply <TRG15**

**Specifications**

**INPUT SPECIFICATIONS:**

Voltage ..... 90~264Vac  
 Frequency ..... 47 to 63Hz  
 Input Current ..... 0.5A max.  
 Inrush Current ..... Cold Start @25°C 50A max. @ 240Vac  
 Leakage Current ..... 0.25mA max.

**OUTPUT SPECIFICATIONS:**

Hold-up Time ..... 8ms typ. @115Vac  
 Short Circuit Protection ..... Hiccup Mode (Auto Recovery)  
 Over Voltage Protection ..... Hiccup Mode (Auto Recovery)  
 Temperature Coefficient ..... ±0.05% / °C

**GENERAL SPECIFICATIONS:**

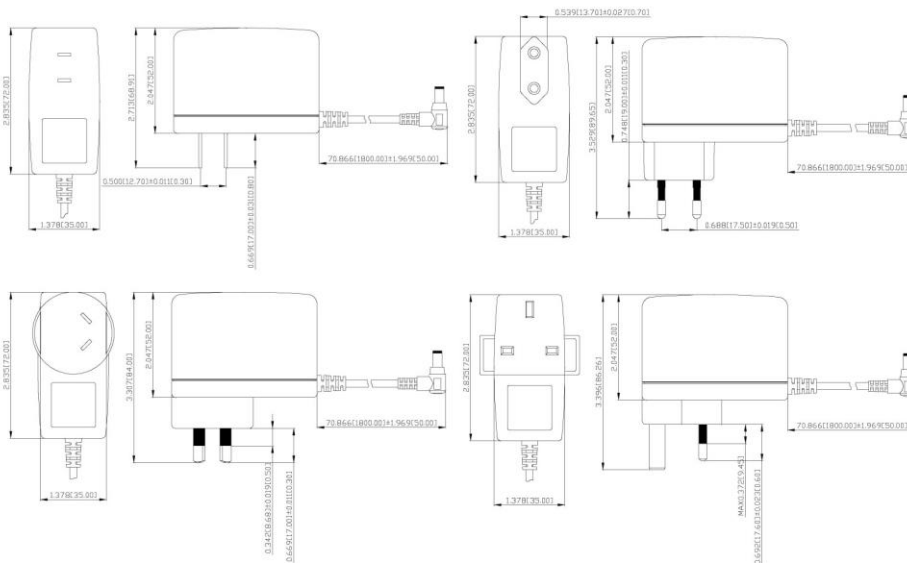
Isolation ..... Input to output = 4,242VDC  
 Operating Temperature ..... -20 ~ 60°C (see derating curve)  
 Storage Temperature ..... -20~85°C  
 Humidity ..... 93% RH max. Non condensing  
 Cooling ..... Natural Convection  
 Switching Frequency ..... Full Load.....115V / 85KHz Typical  
 230V / 65KHz Typical  
 MTBF ..... MIL-HDBK-217F, GB, at 25°C/115VAC ..... 200Khrs min.  
 Altitude ..... 5000m  
 Dimensions .....2.835x2.047x1.378 inches (72.00x52.00x35.00mm)  
 Weight ..... 140g(0.33 Pounds)

**SAFETY AND EMC:**

Emission and Immunity ..... EN55022 Class B, FCC Part 15 Class B  
 EN61000-6-3, EN61000-3-2, EN61000-3-3  
 EN55024, EN61204-3, EN61000-6-1  
 Safety .....Class II, IEC60950-01, EN60950-1, UL60950-1

**Mechanical Specification**

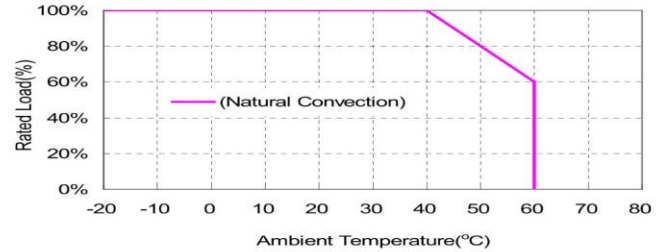
All Dimensions are in inches(mm)  
 Tolerance:Inches:X.XXX±0.02  
 Millimeters:X.XX±0.5



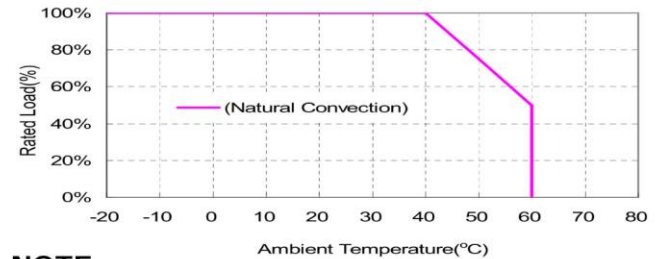
Typical at 25°C, nominal line and 75% load, unless otherwise Specified

**TRG15 Series Derating Curve**

TRG1505, 1506, 1507, 1509, 1512, 1512-01



TRG1515, 1518, 1524



**NOTE:**

1. Add a 0.1uF ceramic capacitor and a 10uF E.L. capacitor to output for Ripple & Noise measuring @20MHz BW.
2. Voltage setpoint at 60% full load.
3. Line regulation measured from 100Vac to 240Vac full load.
4. Load regulation measured from 60% to full load and from 60% to 20% load (60% +/- 40% load).
5. Average Efficiency measured at 25%,50%,75%,100% load and input voltage is 115Vac / 230Vac.