



18W Wall Mount power supply < SGA18E



■ **Features**

- Ultra slim
- Universal AC input / Full range
- 2 pole EURO plug, Class II power unit
- No load power consumption<0.075W
- **Energy efficiency Level VI**
- Comply with EU ErP and meet CoC version 5
- Protections: Short circuit / Overload / Over voltage
- Fully enclosed plastic case
- Pass LPS
- 54V model available for PoE(optional)
- [Various DC plug quick adapter accessory available](#)
- 3 years warranty

■ **Applications**

- Consumer electronic devices
- Telecommunication devices
- Office facilities
- Industrial equipments
- Power sourcing equipment of PoE

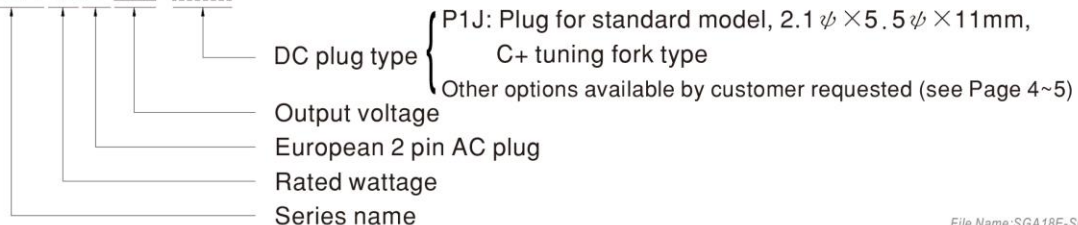
■ **Description**

SGA18E is a 18W ultra slim wall-mounted style single-output green adaptor series, which is compact and convenient for carry. SGA18E is a class II power unit (no FG) equipped with the standard 2-Pin European plug, accepting the input range from 90VAC to 264VAC. The whole series provides different models with output voltages ranging between 5VDC and 48VDC that it can satisfy the demands for various types of consumer electronic devices.

With the efficiency up to 87.5% and the extremely low no-load power consumption below 0.075W, SGA18E is compliant with EU ErP and meet CoC version 5. The supreme feature allows the adaptor to save the energy when it is under either the operating mode or the standby mode. The entire series is approved for international safety regulations; moreover, it adopts the 94V-0 flame retardant plastic case that it can effectively prevent users from electric hazards.

■ **Model Encoding**

SGA 18 E 05 - P1J





18W Wall Mount power supply < SGA18E

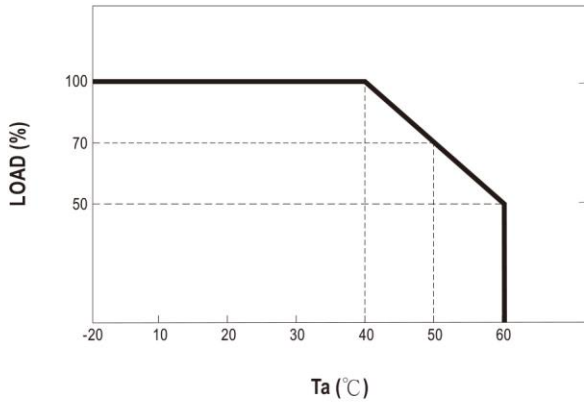
SPECIFICATION

ORDER NO.	SGA18E05-P1J	SGA18E09-P1J	SGA18E12-P1J	SGA18E15-P1J	SGA18E18-P1J	SGA18E24-P1J	SGA18E48-P1J		
OUTPUT	SAFETY MODEL NO.	SGA18E05	SGA18E09	SGA18E12	SGA18E15	SGA18E18	SGA18E24	SGA18E48	
	DC VOLTAGE <small>Note.2</small>	5V	9V	12V	15V	18V	24V	48V	
	RATED CURRENT	3A	2A	1.5A	1.2A	1A	0.75A	0.375A	
	CURRENT RANGE	0 ~ 3A	0 ~ 2A	0 ~ 1.5A	0 ~ 1.2A	0 ~ 1A	0 ~ 0.75A	0 ~ 0.375A	
	RATED POWER (max.)	15W	18W	18W	18W	18W	18W	18W	
	RIPPLE & NOISE (max.) <small>Note.3</small>	80mVp-p	80mVp-p	80mVp-p	80mVp-p	80mVp-p	100mVp-p	120mVp-p	
	VOLTAGE TOLERANCE <small>Note.4</small>	±5.0%	±5.0%	±3.0%	±3.0%	±3.0%	±2.0%	±2.0%	
	LINE REGULATION <small>Note.5</small>	±1.0%	±1.0%	±1.0%	±1.0%	±1.0%	±1.0%	±1.0%	
	LOAD REGULATION <small>Note.6</small>	±5.0%	±5.0%	±3.0%	±3.0%	±3.0%	±2.0%	±2.0%	
	SETUP, RISE, HOLD UP TIME	1500ms, 30ms, 10ms/230VAC 1500ms, 30ms, 10ms/115VAC at full load							
INPUT	VOLTAGE RANGE	90 ~ 264VAC							
	FREQUENCY RANGE	47 ~ 63Hz							
	EFFICIENCY (Typ.)	81.5%	84%	85.5%	85.5%	86%	86.5%	87.5%	
	AC CURRENT	0.5A / 115VAC 0.25A / 230VAC							
	INRUSH CURRENT (max.)	Cold start 30A / 115VAC 45A / 230VAC							
	LEAKAGE CURRENT(max.)	0.25mA / 240VAC							
PROTECTION	OVERLOAD	120 ~ 180% rated output power Protection type : Hiccup mode, recovers automatically after fault condition is removed							
	OVER VOLTAGE	110 ~ 140% rated output voltage Protection type : Clamp by zener diode, output short							
ENVIRONMENT	WORKING TEMP.	-20 ~ +60°C (Refer to "Derating Curve")							
	WORKING HUMIDITY	20% ~ 90% RH non-condensing							
	STORAGE TEMP., HUMIDITY	-20 ~ +85°C, 10 ~ 95% RH non-condensing							
	TEMP. COEFFICIENT	±0.03% / °C (0 ~ 40°C)							
	VIBRATION	10 ~ 500Hz, 2G 10min./1cycle, period for 60min. each along X, Y, Z axes							
SAFETY & EMC <small>(Note. 7)</small>	SAFETY STANDARDS	TUV EN62368-1, EAC TP TC 004 approved							
	WITHSTAND VOLTAGE	I/P-O/P:4242VDC							
	ISOLATION RESISTANCE	I/P-O/P:100M Ohms / 500VDC / 25°C / 70% RH							
	EMC EMISSION	Parameter	Standard				Test Level / Note		
		Conducted emission	EN55032(CISPR32)				Class B		
		Radiated emission	EN55032(CISPR32)				Class B		
		Harmonic current	EN61000-3-2				Class A		
	EMC IMMUNITY	Parameter	Standard				Test Level / Note		
		ESD	EN61000-4-2				Level 3, 8KV air; Level 2, 4KV contact		
		RF field susceptibility	EN61000-4-3				Level 2, 3V/m		
EFT bursts		EN61000-4-4				Level 2, 1KV			
Surge susceptibility		EN61000-4-5				Level 3, 1KV/L-N			
Conducted susceptibility		EN61000-4-6				Level 2, 3V			
Magnetic field immunity		EN61000-4-8				Level 1, 1A/m			
Voltage dips , interruption		EN61000-4-11				>95% dip 0. 5 periods, 30% dip 25 periods, >95% interruptions 250 periods			
OTHERS	LIFE	3 years : 100% load 40°C, 8hours / day							
	MTBF	450Khrs min. MIL-HDBK-217F(25°C)							
	DIMENSION	75.5*32*47.5mm (L*W*H)							
	PACKING	150g ; 60pcs / 10kg / CARTON							
CONNECTOR	PLUG	See page 4~5 ; Other type available by customer requested							
	CABLE	See page 4~5 ; Other type available by customer requested							
NOTE	1.All parameters are specified at 230VAC input, rated load, 25°C 70% RH ambient. 2.DC voltage: The output voltage set at point measure by plug terminal & 50% load. 3.Ripple & noise are measured at 20MHz by using a 12" twisted pair terminated with a 0.1uf & 47uf capacitor. 4.Tolerance: includes set up tolerance, line regulation, load regulation. 5.Line regulation is measured from low line to high line at rated load. 6.Load regulation is measured from 10% to 100% rated load 7.The power supply is considered as an independent unit, but the final equipment still need to re-confirm that the whole system complies with the EMC directives. For guidance on how to perform these EMC tests, please refer to "EMI testing of component power supplies."								

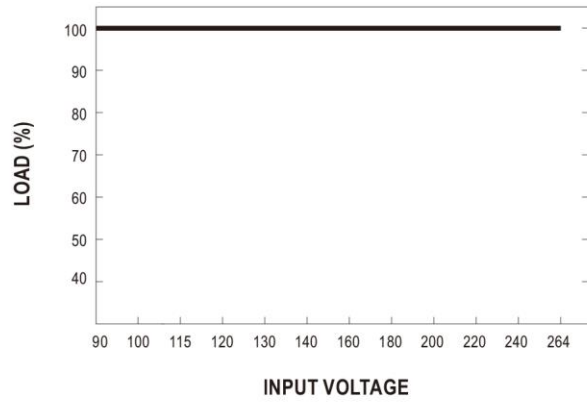


18W Wall Mount power supply < SGA18E

Derating Curve

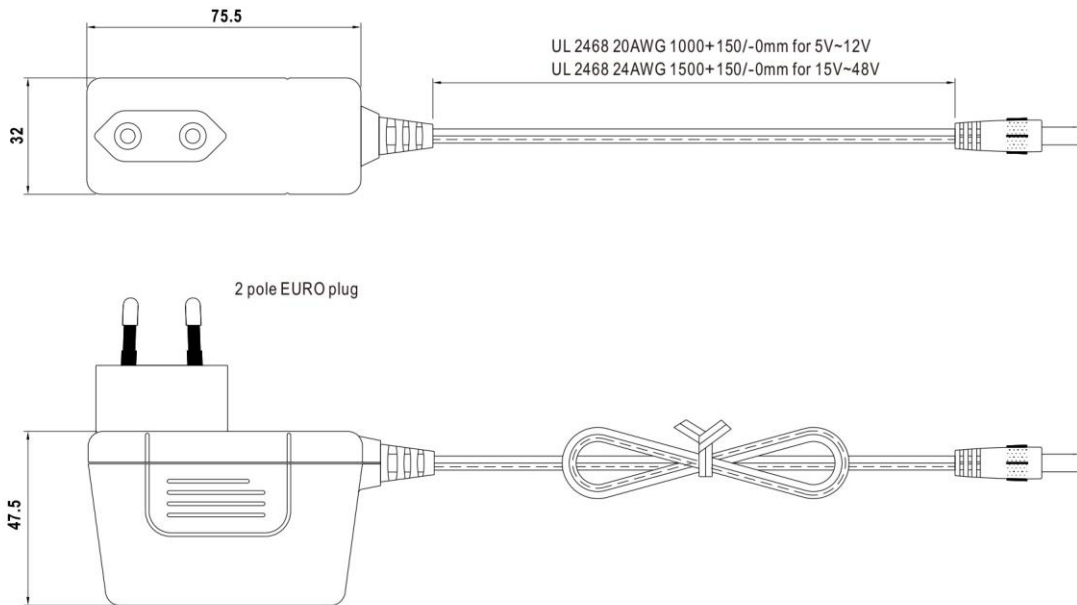


Static Characteristics



Mechanical Specification

Unit:mm


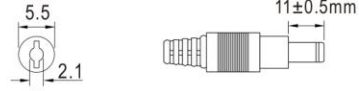




18W Wall Mount power supply < SGA18E

■ DC output plug

◎ Standard plug: P1J

Unit:mm

P1J		Pin Assignment
		
		Outside  Inside



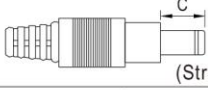
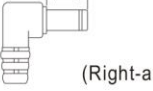

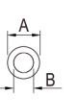
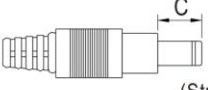
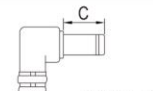


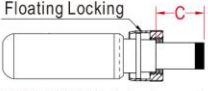


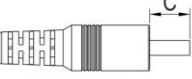
◎ DC plug changeable through:

- (1) Customization of the standard part with an optional DC plug according to the table (MOQ applicable)
- (2) Quick adapter accessory (sold separately without MOQ)

Example quick adapter accessory:

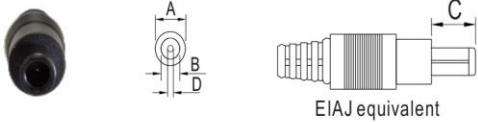
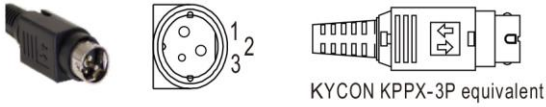







◎ Optional DC plug: (Available in customized cable or quick adapter)

Tuning Fork Style		Type No.	A OD	B ID	C L	Quick Adapter Accessory		
		 (Straight)	P1I	5.5	2.1		9.5	Available (Current rating: 7.5A max.)
			P1L	5.5	2.5	9.5		
			P1M	5.5	2.5	11.0		
			P1IR	5.5	2.1	9.5		
			P1JR	5.5	2.1	11.0		
			P1LR	5.5	2.5	9.5		
	 (Right-angled)	P1MR	5.5	2.5	11.0			
Barrel Style		Type No.	A OD	B ID	C L	None		
		 (Straight)	P2I	5.5	2.1		9.5	
			P2J	5.5	2.1		11.0	
			P2L	5.5	2.5		9.5	
			P2M	5.5	2.5		11.0	
			 (Right-angled)	P2IR	5.5		2.1	9.5
			P2JR	5.5	2.1		11.0	
			P2LR	5.5	2.5		9.5	
			P2MR	5.5	2.5	11.0		
Lock Style		Type No.	A OD	B ID	C L	None		
		 Floating Locking SWITCHCRAFT original or equivalent	P2S(S761K)	5.53	2.03		12.06	
			P2K(761K)	5.53	2.54		12.06	
			P2C(S760K)	5.53	2.03		9.52	
			P2D(760K)	5.53	2.54	9.52		
Min. Pin Style		Type No.	A OD	B ID	C L	Available (Current rating: 5A max.)		
		 EIAJ equivalent	P3A	2.35	0.7		11.0	
			P3B	4.0	1.7		11.0	
			P3C	4.75	1.7	11.0		



18W Wall Mount power supply < SGA18E

Center Pin Style	Type No.	A	B	C	D	Quick Adapter Accessory	
		OD	ID	L	Center Pin		
 EIAJ equivalent	P4A	5.5	3.4	11.0	1.0	Available (Current rating: 7.5A max.)	
	P4B	6.5	4.4	11.0	1.4		
	P4C	7.4	5.1	11.0	0.6		
Min. DIN 3 Pin with Lock (male)	Type No.	Pin Assignment					
 KYCON KPPX-3P equivalent	R6B	PIN No.	Output				
		1	+Vo				
		2	-Vo				
 KYCON KPPX-4P equivalent	R7B	PIN No.	Output				
		1	+Vo				
		2	-Vo				
 KYCON KPPX-4P equivalent	R7B	3	-Vo				
		4	+Vo				
Min. DIN 4 Pin with Lock (female)	Type No.	Pin Assignment					
 KYCON KPJX-CM-4S equivalent	R7BF	PIN No.	Output				
		1	+Vo				
		2	-Vo				
		3	-Vo				
 KYCON KPJX-CM-4S equivalent	R7BF	4	+Vo				
Stripped and tinned leads	Type No.	Pin Assignment					
 Length of Land L1 by request (MW's standard length, L: <u>25</u> mm, L1: <u>10</u> mm)	by customer	PIN No.	Output				
		1 (Ribbed)	+Vo				
		2 (Letter)	-Vo				