



6W Wall Mount power supply < GS06U



Features

- Universal AC input / Full range
- 2 pole US plug, Class II power unit
- No load power consumption < 0.075W
- **Energy efficiency Level VI**
- Comply with EISA 2007/DoE
- Protections: Short circuit / Overload / Over voltage
- Fully enclosed plastic case
- Pass LPS
- Various DC plug quick adapter accessory available
- 2 years warranty

Applications


- Consumer electronic devices
- Telecommunication devices
- Office facilities
- Industrial equipments

Description

GS06U is a highly reliable, 6W wall-mounted style single-output green adaptor series. This product is a class II power unit (no FG), equipped with a 2-Pin standard USA AC power plug, adopting the input range from 90VAC to 264VAC. The entire series supplies different models with output voltages ranging between 5VDC and 48VDC that can satisfy the demands for various types of consumer electronic devices. With the efficiency up to 83% and the extremely low no-load power consumption below 0.075W, GS06U is compliant with USA EISA 2007/DoE. The supreme feature allows the adaptor to save the energy when it is either under the operating mode or the standby mode. The entire series utilizes the 94V-0 flame retardant plastic case, providing the double insulation that effectively prevents electrical shock.

Model Encoding

GS 06 U - 1 P1J





6W Wall Mount power supply < GS06U

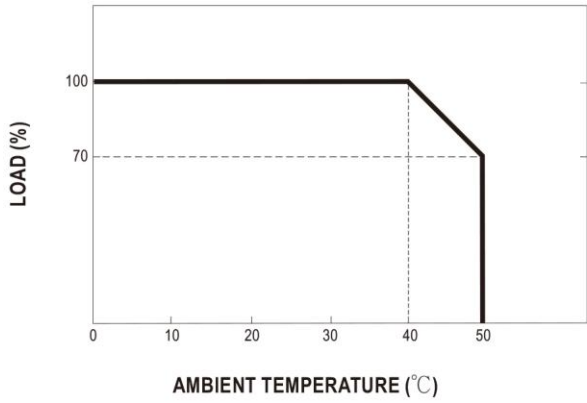
SPECIFICATION

ORDER NO.	GS06U-1P1J	GS06U-11P1J	GS06U-2P1J	GS06U-3P1J	GS06U-4P1J	GS06U-5P1J	GS06U-6P1J	GS06U-8P1J		
OUTPUT	SAFETY MODEL NO.	GS06U-1	GS06U-1-1	GS06U-2	GS06U-3	GS06U-4	GS06U-5	GS06U-6	GS06U-8	
	DC VOLTAGE <small>Note.2</small>	5V	7.5V	9V	12V	15V	18V	24V	48V	
	RATED CURRENT	1.00A	0.8A	0.66A	0.5A	0.4A	0.33A	0.25A	0.125A	
	CURRENT RANGE	0 ~ 1.00A	0 ~ 0.8A	0 ~ 0.66A	0 ~ 0.5A	0 ~ 0.4A	0 ~ 0.33A	0 ~ 0.25A	0 ~ 0.125A	
	RATED POWER	5W	6W	6W	6W	6W	6W	6W	6W	
	RIPPLE & NOISE (max.) <small>Note.3</small>	50mVp-p	80mVp-p	80mVp-p	100mVp-p	120mVp-p	150mVp-p	180mVp-p	200mVp-p	
	VOLTAGE TOLERANCE <small>Note.4</small>	±5.0%	±5.0%	±5.0%	±5.0%	±5.0%	±5.0%	±5.0%	±5.0%	
	LINE REGULATION <small>Note.5</small>	±0.5%	±0.5%	±0.5%	±0.5%	±0.5%	±0.5%	±0.5%	±0.5%	
	LOAD REGULATION <small>Note.6</small>	±5.0%	±5.0%	±5.0%	±5.0%	±5.0%	±5.0%	±5.0%	±5.0%	
	SETUP, RISE, HOLD UP TIME	1500ms, 50ms, 5ms at full load								
INPUT	VOLTAGE RANGE	90 ~ 264VAC 127 ~ 370VDC								
	FREQUENCY RANGE	47 ~ 63Hz								
	EFFICIENCY (Typ.)	75%	80%	79.5%	79.5%	79.5%	81%	81%	83%	
	AC CURRENT	0.2A / 100VAC								
	INRUSH CURRENT (max.)	Cold start 30A / 115VAC 50A / 230VAC								
	LEAKAGE CURRENT(max.)	0.25mA / 240VAC								
PROTECTION	OVERLOAD	>105% rated output power for 5V ; >110% rated output power for 7.5 ~ 48V Protection type : Hiccup mode, recovers automatically after fault condition is removed								
	OVER VOLTAGE	>120% rated output voltage Protection type : Clamp by zener diode								
ENVIRONMENT	WORKING TEMP.	0 ~ +50°C (Refer to "Derating Curve")								
	WORKING HUMIDITY	20% ~ 90% RH non-condensing								
	STORAGE TEMP., HUMIDITY	-20 ~ +85°C, 10 ~ 95% RH non-condensing								
	TEMP. COEFFICIENT	±0.03% / °C (0 ~ 40°C)								
	VIBRATION	10 ~ 500Hz, 2G 10min./1cycle, period for 60min. each along X, Y, Z axes								
SAFETY & EMC <small>(Note. 7)</small>	SAFETY STANDARDS	UL62368-1, CSA C22.2 NO. 62368-1, EAC TP TC 004 approved								
	WITHSTAND VOLTAGE	I/P-O/P:4242VDC								
	ISOLATION RESISTANCE	I/P-O/P:100M Ohms / 500VDC / 25°C / 70% RH								
	EMC EMISSION	Parameter	Standard						Test Level / Note	
		Conducted emission	FCC PART 15 / CISPR22, CAN ICES-3(B)/NMB-3(B)						Class B	
Radiated emission	FCC PART 15 / CISPR22, CAN ICES-3(B)/NMB-3(B)						Class B			
OTHERS	MTBF	500Khrs min. MIL-HDBK-217F(25°C)								
	DIMENSION	32*66*42.5mm (L*W*H)								
	PACKING	100g ; 110pcs / 12Kg / CARTON								
CONNECTOR	PLUG	See page 4-5 ; Other type available by customer requested								
	CABLE	See page 4-5 ; Other type available by customer requested								
NOTE	<p>1.All parameters are specified at 115VAC input, rated load, 25°C 70% RH ambient.</p> <p>2.DC voltage: The output voltage set at point measure by plug terminal & 50% load.</p> <p>3.Ripple & noise are measured at 20MHz by using a 12" twisted pair terminated with a 0.1µf & 47µf capacitor.</p> <p>4.Tolerance: includes set up tolerance, line regulation, load regulation.</p> <p>5.Line regulation is measured from low line to high line at rated load.</p> <p>6.Load regulation is measured from 0% to 100% rated load.</p> <p>7.The power supply is considered as an independent unit, but the final equipment still need to re-confirm that the whole system complies with the EMC directives. For guidance on how to perform these EMC tests, please refer to "EMI testing of component power supplies."</p>									

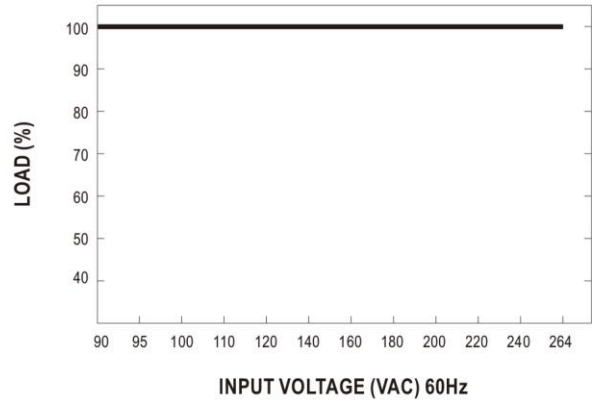


6W Wall Mount power supply < GS06U

Derating Curve

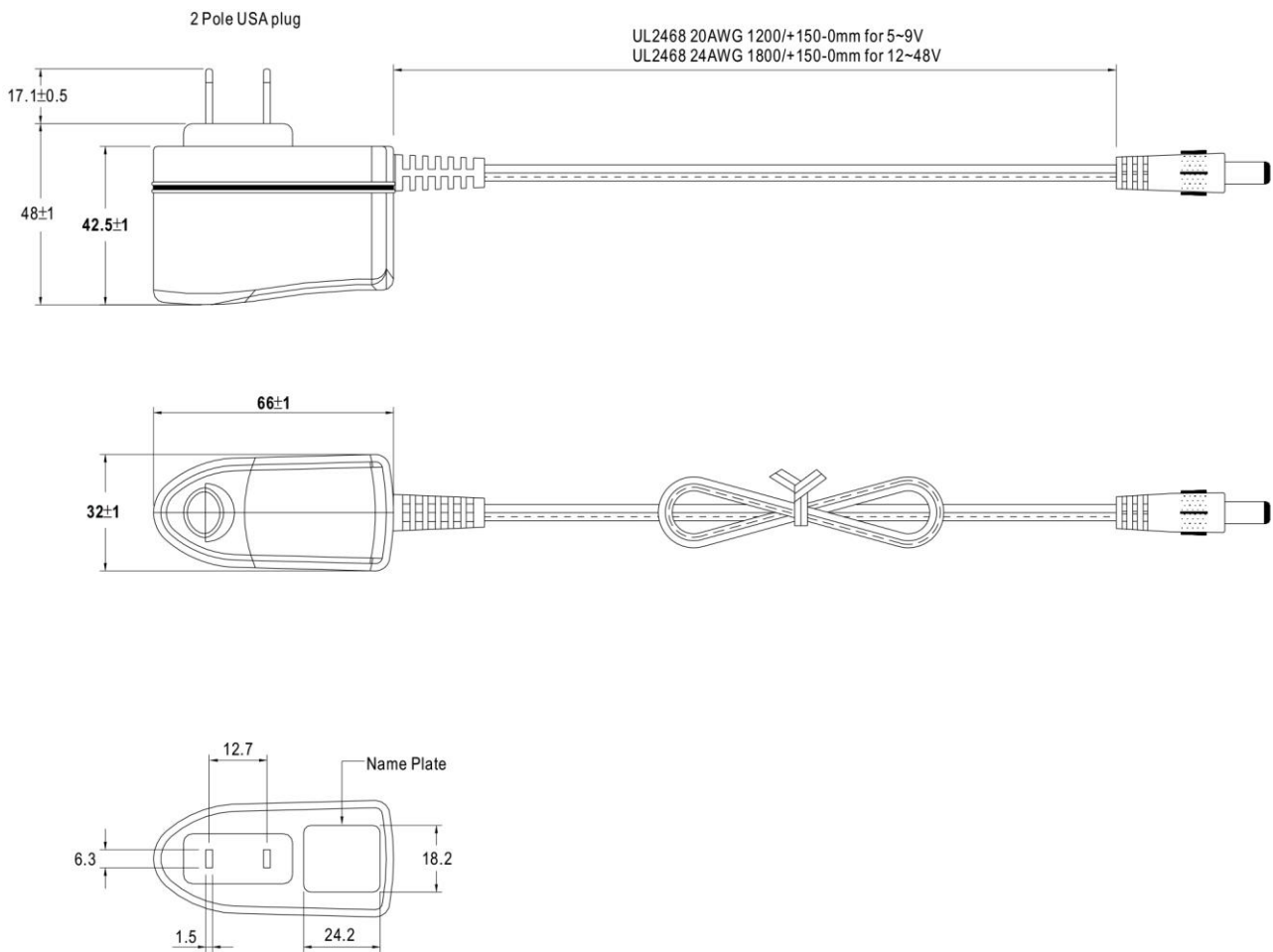


Static Characteristics



Mechanical Specification

Unit:mm





6W Wall Mount power supply < GS06U

■ DC output plug

◎ Standard plug: P1J

Unit:mm

P1J	Pin Assignment
	Outside Inside

◎ DC plug changeable through:

- (1) Customization of the standard part with an optional DC plug according to the table (MOQ applicable)
- (2) Quick adapter accessory (sold separately without MOQ)

Example quick adapter accessory:



◎ Optional DC plug: (Available in customized cable or quick adapter)

Tuning Fork Style		Type No.	A	B	C	Quick Adapter Accessory
			OD	ID	L	
		P1I	5.5	2.1	9.5	Available (Current rating: 7.5A max.)
		P1L	5.5	2.5	9.5	
		P1M	5.5	2.5	11.0	
		P1IR	5.5	2.1	9.5	
		P1JR	5.5	2.1	11.0	
		P1LR	5.5	2.5	9.5	
		P1MR	5.5	2.5	11.0	
Barrel Style		Type No.	A	B	C	
			OD	ID	L	
		P2I	5.5	2.1	9.5	None
		P2J	5.5	2.1	11.0	
		P2L	5.5	2.5	9.5	
		P2M	5.5	2.5	11.0	
		P2IR	5.5	2.1	9.5	
		P2JR	5.5	2.1	11.0	
		P2LR	5.5	2.5	9.5	
P2MR	5.5	2.5	11.0			
Lock Style		Type No.	A	B	C	
			OD	ID	L	
		P2S(S761K)	5.53	2.03	12.06	None
		P2K(761K)	5.53	2.54	12.06	
		P2C(S760K)	5.53	2.03	9.52	
		P2D(760K)	5.53	2.54	9.52	
Min. Pin Style		Type No.	A	B	C	
			OD	ID	L	
		P3A	2.35	0.7	11.0	Available (Current rating: 5A max.)
		P3B	4.0	1.7	11.0	
		P3C	4.75	1.7	11.0	

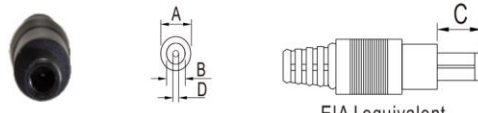
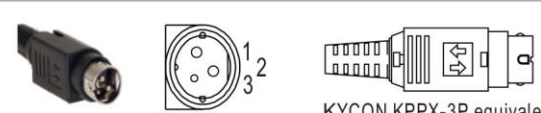

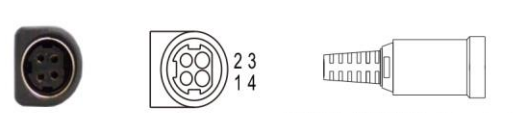



E-Star Power Development Co., Ltd. (E-STAR)

1F., No.40, Juren Ln., Sec. 2, Sanmin Rd., Banciao Dist., New Taipei City 22069, Taiwan (R.O.C.)

Phone : 886-2-2957 5580 Fax : 886-2-2957 7473

6W Wall Mount power supply < GS06U

Center Pin Style	Type No.	A	B	C	D	Quick Adapter Accessory	
		OD	ID	L	Center Pin		
 <p>EIAJ equivalent</p>	P4A	5.5	3.4	11.0	1.0	Available (Current rating: 7.5A max.)	
	P4B	6.5	4.4	11.0	1.4		
	P4C	7.4	5.1	11.0	0.6		
Min. DIN 3 Pin with Lock (male)	Type No.	Pin Assignment					
 <p>KYCON KPPX-3P equivalent</p>	R6B	PIN No.	Output				
		1	+Vo				
		2	-Vo				
3	+Vo				Available (Current rating: 7.5A max.)		
Min. DIN 4 Pin with Lock (male)	Type No.	Pin Assignment					
 <p>KYCON KPPX-4P equivalent</p>	R7B	PIN No.	Output				
		1	+Vo				
		2	-Vo				
		3	-Vo				
4	+Vo				Available (Current rating: 7.5A max.)		
Min. DIN 4 Pin with Lock (female)	Type No.	Pin Assignment					
 <p>KYCON KPJX-CM-4S equivalent</p>	R7BF	PIN No.	Output				
		1	+Vo				
		2	-Vo				
		3	-Vo				
4	+Vo				None		
Stripped and tinned leads	Type No.	Pin Assignment					
 <p>Length of Land L1 by request (MW's standard length, L: <u>25</u>_mm, L1: <u>10</u>_mm)</p>	by customer	PIN No.	Output				
		1 (Ribbed or White)	+Vo				
		2 (Letter or Black)	-Vo				
				None			