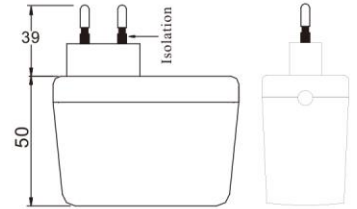
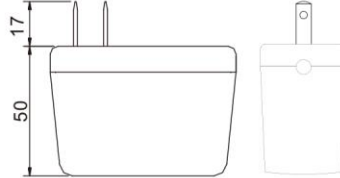
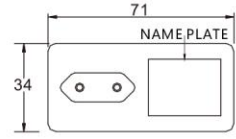
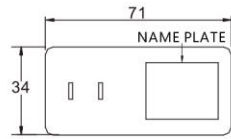


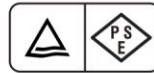


E-Star Power Development Co., Ltd. (E-STAR)
 1F., No.40, Juren Ln., Sec. 2, Sanmin Rd., Banciao Dist., New Taipei City
 22069, Taiwan (R.O.C.)
 Phone : 886-2-2957 5580 Fax : 886-2-2957 7473

15W Wall Mount power supply > GPSU15



■ Safety agency approvals:



■ Specifications:

Model No.	GPSU15
AC input range	100~240VAC; 47~63Hz; 0.4A
Leakage current	0.25mA Max.@ 240VAC/50Hz
Operating temperature	-20°C to ~+70°C(safety approval 0°C to 40°C, >40°C please contact the sales request derating curve.)
Withstand voltage	4242VDC from input to output
EMC	(A)CE EN 55032,EN 55024 (B)FCC 47 CFR Part 15 Subpart B
Safety	(A) UL/cUL (B) TUV/GS (C) TUV/PSE (D) CB
Warranty	1 year

■ X= U: (American type FIG 1) or E: (European type FIG 2)

Model name	Output Voltage(VDC)	Output Current(A)	Max.Output power(W)	Ripple.(mV) max.	Line Regulation(%)	Load Regulation(%)	Avg.Eff.(%) DoE(VI)_CoC(5)	No load Power Consumption(W)	Measured at the output of
GPSU15X-0	3~5	2.40~1.46	7.3	100	± 1	± 7	>76.42	<0.1	3.3
GPSU15X-1	5~6	2.70~2.00	13.5	50	±0.5	± 5	>79.94	<0.1	5
GPSU15X-1-1	6~8	2.50~1.80	15	80	±0.5	± 5	>82.96	<0.1	7.5
GPSU15X-2	8~11	1.80~1.36	15	80	±0.5	± 5	>84.13	<0.1	9
GPSU15X-3	11~13	1.36~1.15	15	80	±0.5	± 3	>84.13	<0.1	12
GPSU15X-4	13~16	1.15~0.94	15	100	±0.5	± 3	>84.13	<0.1	15
GPSU15X-5	16~21	0.94~0.72	15	120	±0.5	± 3	>84.13	<0.1	18
GPSU15X-6	21~27	0.72~0.55	15	150	±0.5	± 2	>84.13	<0.1	24
GPSU15X-7	27~33	0.55~0.45	15	240	±0.5	± 2	>84.13	<0.1	28
GPSU15X-8	33~58	0.45~0.26	15	240	±0.5	± 2	>84.13	<0.1	48

Note:

- 1.Weight: Approx 120~140gs
- 2.Optional output connectors (See appendix A)
- 3.Avg. Eff.(%): Averages the efficiency at 25, 50, 75, and 100 % of max. rated output current.
- 4.Standard Output cable: **3~5V**: UL2468, 18AWG, 1M ; **5~13V**: UL2468, 20AWG, 4FT ; **13~58V**: UL2468, 24AWG, 6FT