



E-Star Power Development Co., Ltd. (E-STAR)
 1F., No.40, Juren Ln., Sec. 2, Sanmin Rd., Banciao Dist., New Taipei City
 22069, Taiwan (R.O.C.)
 Phone : 886-2-2957 5580 Fax : 886-2-2957 7473

220W Desktop Power Supply < TRH220A

Features

- Universal Input Range 90~264Vac
- High Efficiency up to 94%
- Class I
- No Load Input Power Consumption < 150mW
- Approval IEC/EN/UL 62368-1
- Approval EN55032 and CISPR/FCC Class B
- Operating Altitude 5000m
- Continuous Short Circuit Protection
- Over Voltage Protection
- Meets CoC Tier 2 and DOE Level VI



MODEL NUMBER	OUTPUT VOLTAGE	OUTPUT CURRENT	RIPPLE & NOISE NOTE1	VOLTAGE ACCURACY NOTE2	LINE REGULATION NOTE3	LOAD REGULATION NOTE4	%EFF. (Typ.) NOTE5
TRH220A120	12 V	16.67 A	120 mV	±2%	±1%	±4%	91%
TRH220A240	24 V	9.17 A	200 mV	±2%	±1%	±3%	93%
TRH220A360	36 V	6.11 A	200 mV	±2%	±1%	±2%	93%
TRH220A480	48 V	4.58 A	200 mV	±2%	±1%	±2%	94%
TRH220A560	56 V	3.93 A	200 mV	±2%	±1%	±2%	94%

Note:

1. Add a 0.1uF ceramic capacitor and a 10uF E.L. capacitor to output for ripple & noise measuring @20MHz BW.
2. Voltage accuracy is set at 60% full load.
3. Line regulation is measured from 100V_{ac} to 240V_{ac} with full load.
4. Load regulation measured from 60% to 100% full load and from 60% to 20% full load (60%±40% full load).
5. Typical efficiency at 230V_{ac} and 75% full load at 25°C.

PART NUMBER

Series		Output Voltage	DC Plug Type	Cable Type	Cable Length
TRH220A	X	XXX	-XX	E	XX
220W I.T.E Adapter	A : Class I	120 : 12V 240 : 24V 360 : 36V 480 : 48V 560 : 56V	See Page 6	E : UL2464 with OVP	471 : 950mm with Ferrite Core 12 : 1220mm with Ferrite Core 13 : 1800mm with Ferrite Core See page 6 restrictions

Part Number Example:

- TRH220A240-1538E12**, 220W, Class I, 24V_{dc} Output, Din Power Plug Molded Type, Cable Length 1220mm with Ferrite Core
TRH220A360-11E13, 220W, Class I, 36V_{dc} Output, DC Jack Type, Cable Length 1800mm with Ferrite Core



220W Desktop Power Supply < TRH220A

TECHNICAL SPECIFICATIONS

(All specifications are typical at nominal input, full load at 25°C unless otherwise noted.)

ABSOLUTE MAXIMUM RATINGS

PARAMETER	NOTES and CONDITIONS	Device	Min.	Typ.	Max.	Units
Input Voltage		All	90		264	V _{ac}
Operating Temperature	See Derating Curve	All	-30		70	°C
Storage Temperature		All	-40		85	°C
Operating Altitude		All			5000	m

INPUT CHARACTERISTICS

PARAMETER	NOTES and CONDITIONS	Device	Min.	Typ.	Max.	Units
Operating Voltage Range		All	100		240	V _{ac}
Input Frequency Range		All	47		63	Hz
Maximum Input Current	100% Load, V _{in} =100V _{ac}	All			2.5	A
Leakage Current		All			0.75	mA
Under Voltage Protection		All	50	60	65	V
Power Factor	230V _{ac} /50Hz @ Full load	All	0.92			
Inrush Current	V _{in} =240Vac, Cold start at 25°C	All			120	A

OUTPUT CHARACTERISTICS

PARAMETER	NOTES and CONDITIONS	Device	Min.	Typ.	Max.	Units
Output Voltage Set Point	V _{in} =115V _{ac} and 230V _{ac} , I _o =60% Full load T _c =25°C	TRH220A120	11.76	12	12.24	V _{dc}
		TRH220A240	23.52	24	24.48	
		TRH220A360	35.28	36	36.72	
		TRH220A480	47.04	48	48.96	
		TRH220A560	54.88	56	57.12	
Operating Output Current Range	V _{in} =115V _{ac} and 230V _{ac} , T _c =25°C	TRH220A120	0		16.67	A
		TRH220A240	0		9.17	
		TRH220A360	0		6.11	
		TRH220A480	0		4.58	
		TRH220A560	0		3.93	
Holdup Time	V _{in} =115V _{ac}	All	20	22		ms
Output Voltage Regulation						
Load Regulation	60%±40% Full load change	TRH220A120			±4	%
		TRH220A240			±3	
		TRH220A360			±2	
		TRH220A480			±2	
		TRH220A560			±2	
Line Regulation	V _{in} =High line to low line	All			±1	%
Over Voltage Protection	Latch Off	TRH220A120		13.5		V _{dc}
		TRH220A240		30		
		TRH220A360		42		
		TRH220A480		56		
		TRH220A560		59.2		
Output Ripple and Noise	1. Add a 0.1uF ceramic capacitor and a 10uF aluminum electrolytic capacitor to output 2. Oscilloscope is 20MHz band width 3. Ambient temperature=25°C	TRH220A120			120	mV
		TRH220A240			200	
		TRH220A360			200	
		TRH220A480			200	
		TRH220A560			200	



220W Desktop Power Supply < TRH220A

PARAMETER	NOTES and CONDITIONS	Device	Min.	Typ.	Max.	Units
Load Capacitance	1. $V_{in}=115V_{ac}$ and $230V_{ac}$ 2. Output is max. load 3. Ambient temperature= $25^{\circ}C$	TRH220A120			16500	uF
		TRH220A240			9270	
		TRH220A360			6160	
		TRH220A480			4540	
		TRH220A560			4070	
Efficiency	1. $V_{in}=230V_{ac}$ 2. Output is 75% full load 3. Ambient temperature= $25^{\circ}C$	TRH220A120		91%		%
		TRH220A240		93%		
		TRH220A360		93%		
		TRH220A480		94%		
		TRH220A560		94%		

ISOLATION CHARACTERISTICS

PARAMETER	NOTES and CONDITIONS	Device	Min.	Typ.	Max.	Units
Input to Output	1 minute (without dielectric breakdown)	All			3000	V_{ac}
Input to Earth (Ground)	1 minute (without dielectric breakdown)	All			1500	V_{ac}
Isolation Resistance	Input to output	All	100			M Ω

FEATURE CHARACTERISTICS

PARAMETER	NOTES and CONDITIONS	Device	Min.	Typ.	Max.	Units
Switching Frequency		All		100		kHz

GENERAL SPECIFICATIONS

PARAMETER	NOTES and CONDITIONS	Device	Min.	Typ.	Max.	Units
MTBF	$I_o=100\%$; $T_a=25^{\circ}C$ per MIL-HDBK-217F	All	585			k hours
Life Time	@ 75% Load, $40^{\circ}C$	All	58			k hours
Humidity	Non-condensing	All			93	% RH
Shock	MIL-STD-810F Table 516.5, TABLE 516.5-I 10ms, each axis 3 times($\pm X$ 、 $\pm Y$ 、 $\pm Z$ axis)	All		75		g
Vibration	MIL-STD-810F Table 514.5C-VIII, 15~2000Hz, X、Y、Z axis, 1 hour(each axis),. total 3 hours.	All		4		g
Weight		All		950		grams
Dimension		All	7.087x2.953x1.752 Inches (180.00x75.00x44.50 mm)			
Safety	Class I, IEC/EN/UL 62368-1					Ed 2.0
EMC Emission	EN55032:2015+A11:2020, EN61000-3-2:2019 EN6100-3-3:2013+A1:2019, FCC CFR47 Part 15, ICES-003 Issue 7					
Conducted Disturbance	EN55032:2015+A11:2020, FCC CFR47 Part 15, ICES-003 Issue 7					Class B
Radiated Disturbance	EN55032:2015+A11:2020, FCC CFR47 Part 15, ICES-003 Issue 7					Class B
Harmonic Current Emissions	EN 61000-3-2:2019					Class A
Voltage Fluctuations & Flicker	EN 61000-3-3:2013+A1:2019					Criterion A
EMC Immunity	EN55035:2017+A11:2020					
Electrostatic Discharge (ESD)	IEC 61000-4-2:2008 Air Discharge: $\pm 8kV$, Contact Discharge: $\pm 4kV$					Criterion A
Radio-Frequency, Continuous Radiated Disturbance	IEC 61000-4-3:2010					Criterion A
Electrical Fast Transient (EFT)	IEC61000-4-4:2012, $\pm 1kV$					Criterion A
Surge	IEC61000-4-5:2014+A1:2017, L-N: $\pm 1kV$, L-E (Ground): $\pm 2kV$					Criterion A
Conducted Disturbances, Induced by RF Fields	IEC 61000-4-6:2013+COR1:2015					Criterion A
Power Frequency Magnetic Field	IEC 61000-4-8:2009					Criterion A
Voltage Dips	IEC 61000-4-11:2020, Dips:30% reduction, Dips: >95% Reduction, Criteria A					Criterion A
Voltage Interruptions	IEC 61000-4-11:2020, >95% Reduction					Criterion B

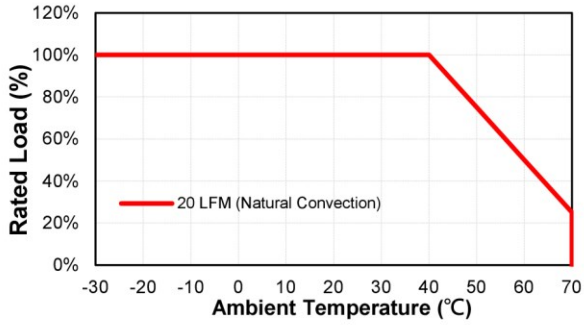


220W Desktop Power Supply < TRH220A

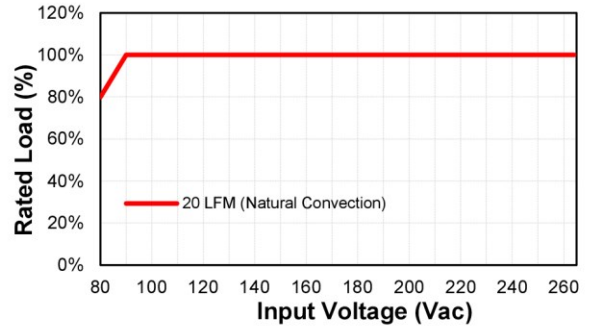
CHARACTERISTIC CURVE

Power Derating Curve

TRH220A Derating Curve

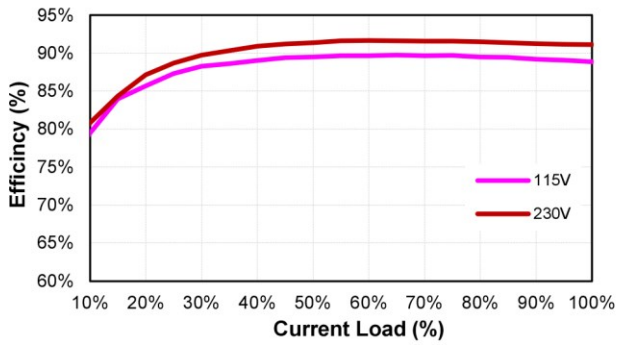


TRH220A Input Voltage Derating Curve

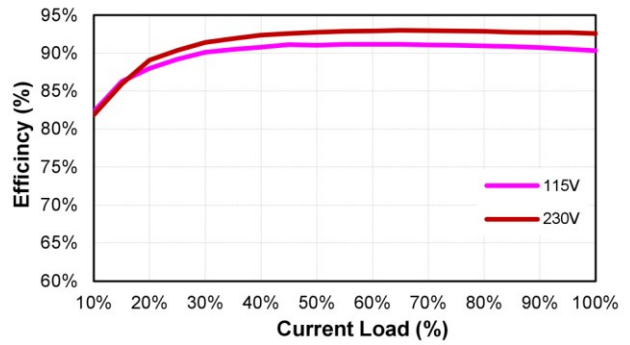


Performance Data

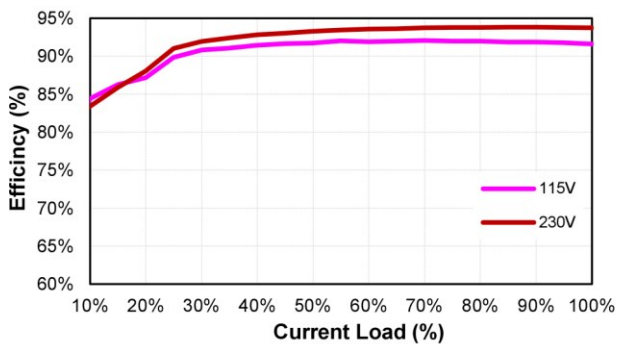
TRH220A120 (Eff Vs Io)



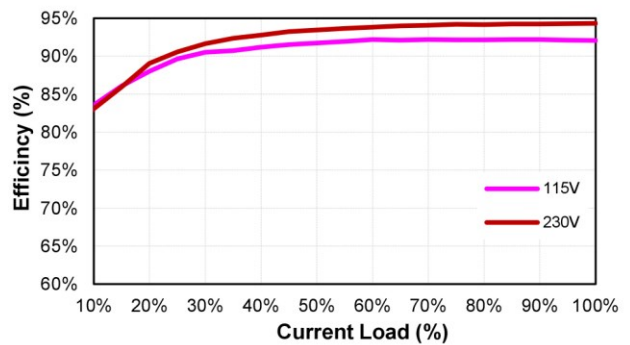
TRH220A240 (Eff Vs Io)



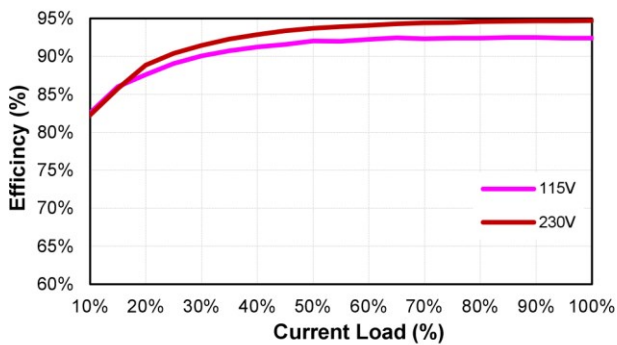
TRH220A360 (Eff Vs Io)



TRH220A480 (Eff Vs Io)



TRH220A560 (Eff Vs Io)



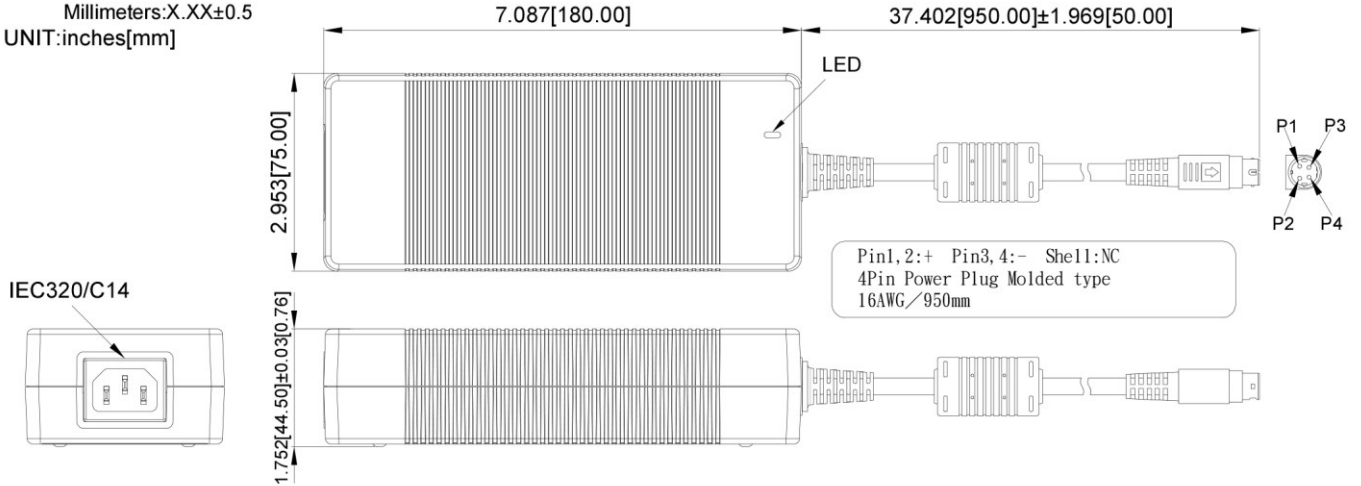


220W Desktop Power Supply < TRH220A

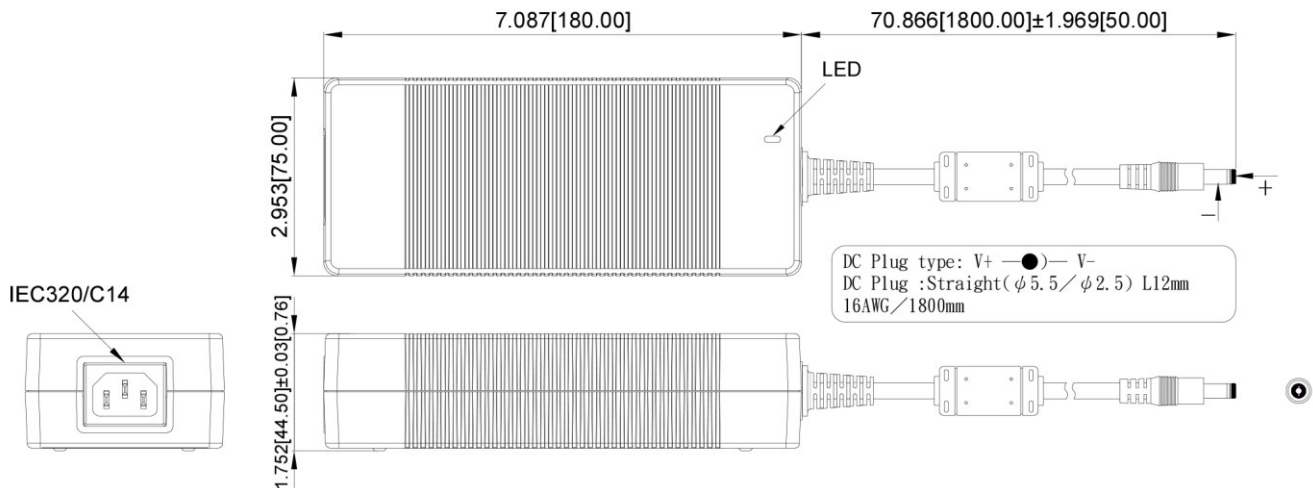
MECHANICAL SPECIFICATION

All Dimensions are in inches[mm]
Tolerance:Inches:X.XXX±0.02
Millimeters:X.XX±0.5
UNIT:inches[mm]

Din Power Plug



DC Jack



* For Output Voltage 12Vdc and 24V model, it must select Din Power Plug Molded Type or equivalent

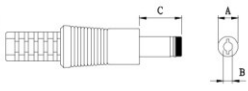
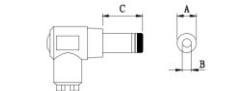
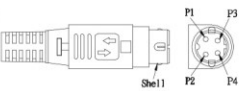
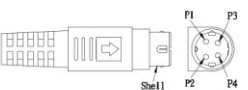
* For Output Voltage 36Vdc to 56Vdc models, it's able to select Din Power Plug Molded Type, DC Jack or equivalent.



E-Star Power Development Co., Ltd. (E-STAR)
 1F., No.40, Juren Ln., Sec. 2, Sanmin Rd., Banciao Dist., New Taipei City
 22069, Taiwan (R.O.C.)
 Phone : 886-2-2957 5580 Fax : 886-2-2957 7473

220W Desktop Power Supply < TRH220A

STANDARD OUTPUT DC PLUG

DC Plug Type	Cable Number-XXXXX	A	B	C	Cable Type	Cable Length	Cable AWG
		OD (mm)	ID (mm)	L (mm)			
 <p>Straight/Inner+Outer-</p> <p>+ ● -</p>	11E13	Φ5.5	Φ2.1	12	UL2464	1800mm with Ferrite Core	16AWG for 36V,48V,56V
	12E13	Φ5.5	Φ2.5	12			
	23E13	Φ5.5	Φ2.1	9.5			
	26E13	Φ5.5	Φ2.5	9.5			
 <p>Right Angle/Inner+Outer-</p> <p>+ ● -</p>	01E13	Φ5.5	Φ2.1	12			
	02E13	Φ5.5	Φ2.5	12			
	21E13	Φ5.5	Φ2.5	9.5			
	24E13	Φ5.5	Φ2.1	9.5			
Din Plug Type	Cable Number -XXXXX	Pin Assignment		Cable Type	Cable Length	Cable AWG	
		PIN No.	Polarity				
KYCON KPPX-4P equivalent with Lock (Din Power Plug Assembly Type) 	1446E12	P1	-	UL2464	1200mm with Ferrite Core	16AWG for 24V	
		P2	+				
		P3	-				
	1446E471	P4	+				
		Shell	No Connection				
KYCON KPPX-4P equivalent without Lock (Din Power Plug Molded Type) 	1538E12	P1	+	UL2464	1200mm with Ferrite Core	16AWG for 24V	
		P2	+				
		P3	-				
	1538E471	P4	-				
		Shell	No Connection				