




E-Star Power Development Co., Ltd. (E-STAR)
 1F., No.40, Juren Ln., Sec. 2, Sanmin Rd., Banciao Dist., New Taipei City
 22069, Taiwan (R.O.C.)
 Phone : 886-2-2957 5580 Fax : 886-2-2957 7473

60W Open Frame type Triple output power supply > CFM60T



Features

- * Universal Input: 90~264Vac
- * 2" x 4" Size
- * Industry-Standard Pin Out
- * Efficiency to 83%
- * Short Circuit Protection
- * Meets EN61204-3 Class B and CISPR/FCC Class B
- * Approved IEC/EN/UL62368-1



MODEL	Output Voltage	Output Current(A)			Ripple (mVp-p)	Voltage Accuracy	Line Reg.	Load Reg.	O/P Power Max	%EFF. (Typ.)
		Min.	Rated	Max.						
CFM60T-01	V1=5V	0A	4.0A	5.0A	50mV	±2%	±1%	±4%	62W	83%
	V2=12V	0A	3.0A	3.7A	120mV	±5%	±1%	±3%		
	V3=-12V	0A	0.5A	0.65A	120mV	±5%	±1%	±5%		
CFM60T-02	V1=5V	0A	4.0A	5.0A	50mV	±2%	±1%	±4%	62W	83%
	V2=15V	0A	2.5A	3.1A	150mV	±4%	±1%	±3%		
	V3=-15V	0A	0.3A	0.5A	150mV	±5%	±1%	±5%		
CFM60T-03	V1=5V	0A	4.0A	5.0A	50mV	±2%	±1%	±4%	62W	83%
	V2=24V	0A	1.5A	1.8A	240mV	±3%	±1%	±3%		
	V3=-12V	0A	0.5A	0.6A	120mV	±5%	±1%	±5%		
CFM60T-04	V1=3.3V	0A	6.0A	7.5A	50mV	±4%	±1%	±5%	40.8W	78%
	V2=5V	0A	3.0A	3.7A	50mV	±5%	±1%	±4%		
	V3=-12V	0A	0.5A	0.65A	120mV	±5%	±2%	±5%		



60W Open Frame type Triple output power supply > CFM60T

Specifications

INPUT SPECIFICATIONS:

Voltage 90~264Vac
 120~370Vdc
 Frequency 47 to 63Hz
 Inrush Current Cold Start@25°C 50A max. @240Vac
 Leakage Current 3.5mA max.

OUTPUT SPECIFICATIONS:

Holdup Time 8ms typ. @115Vac
 Short Circuit Hiccup Mode (Auto Recover)
 Over Voltage Protection 6V/7V on V1(3.3V/5V)
 15V/18V/28V on V2(12V/15V/24V)
 Temperature Coefficient ±0.05%/°C

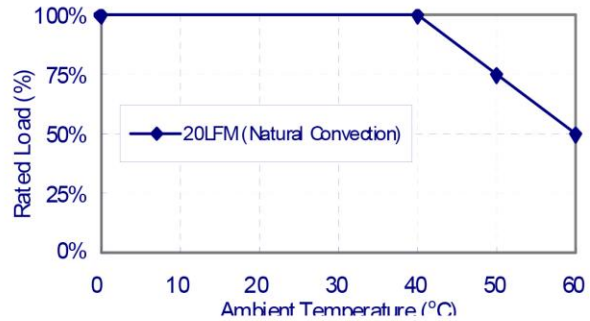
GENERAL SPECIFICATIONS:

Isolation Input to output = 4,242VDC
 Operating Temperature 0 ~ 60°C (see Derating Curve)
 Storage Temperature -20 ~ 85°C
 Humidity 93% RH max. Non-Condensing
 Cooling Natural Convection
 Switching Frequency 65KHz Typical
 MTBF MIL-HDBK-217F, GB, 25°C/115VAC 200Khrs min.
 Altitude 2000m
 Dimensions 4.000x2.000x1.260Inches (101.60x50.80x32.00mm)
 Weight 170g (0.37 Pounds)

SAFETY AND EMC:

Emission and Immunity EN55032 Class B, FCC Part 15 Class B
 EN61000-3-2, EN61000-3-3, EN55024
 Safety IEC/EN/UL62368-1, IEC/EN/UL60950-1

CFM60T Series Derating Curve

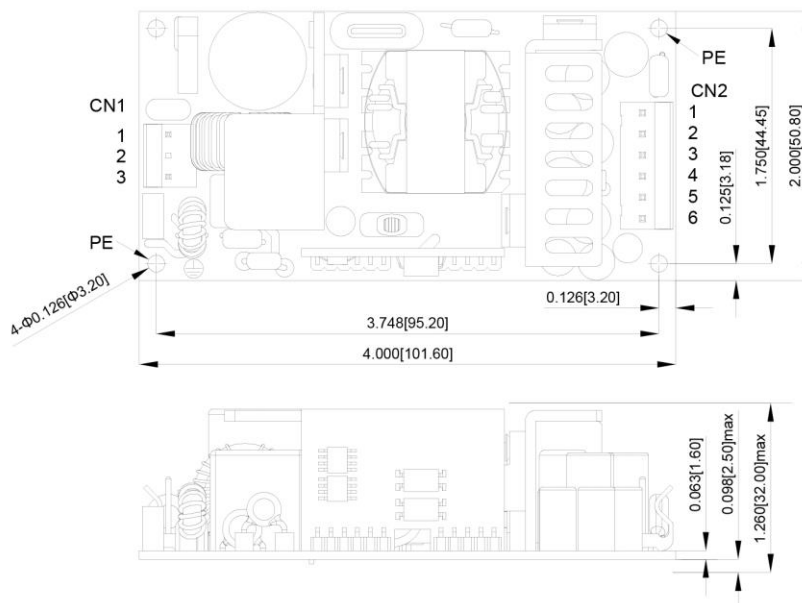


NOTE:

- Voltage accuracy is set of 60% rated load.
- Add a 0.1uF ceramic capacitor and a 10uF E.L. capacitor to output for Ripple & Noise measuring @20MHz BW.
- Line regulation is measured from 103Vac~127Vac & 207Vac~253Vac with rated load.
- Load regulation is defined by changing ±40% of measured output load from 60% rated load at other outputs set to 60% rated load.
- Input connector mates with Molex housing 09-50-3031 and Molex 2878 series crimp terminal.
- Output connector mates with Molex housing 09-50-3061 and Molex 2878 series crimp terminal.

Mechanical Specification

All Dimensions in Inches[mm]
 Tolerance Inches:x.xxx±0.02
 Millimeters:x.xx±0.5



CN1:

PIN CONNECTION	Function
Pin 1	Neutral
Pin 2	Not Fitted
Pin 3	Line

CN2:

PIN CONNECTION	Function
Pin 1	V2
Pin 2	V1
Pin 3	V1
Pin 4	GND
Pin 5	GND
Pin 6	V3

Typical at 25°C, nominal line and 75% load, unless otherwise Specified