





E-Star Power Development Co., Ltd. (E-STAR)
 1F., No.40, Juren Ln., Sec. 2, Sanmin Rd., Banciao Dist., New Taipei City
 22069, Taiwan (R.O.C.)
 Phone : 886-2-2957 5580 Fax : 886-2-2957 7473

1W Open Frame type Single output power supply > IRM-01



■ Features

- Universal AC input / Full range
- No load power consumption < 0.075W
- Compact size
- Comply with EN55032 Class B without any additional components
- Protections: Short circuit / Overload / Over voltage
- Cooling by free air convection
- Isolation Class II
- High reliability, low cost
- 3 years warranty

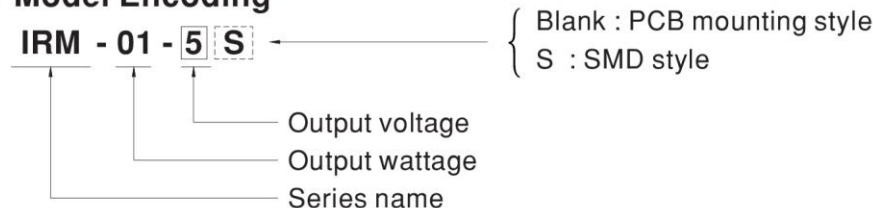
■ Applications

- Industrial electrical equipment
- Mechanical equipment
- Factory automation equipment
- Handheld electronic device

■ Description

IRM-01 is a 1W miniature (33.7*22.2*15mm) AC-DC module-type power supply, ready to be soldered onto the PCB boards of various kinds of electronic instruments or industrial automation equipments. This product allows a universal input voltage range of 85~305VAC. The phenolic case and the fully-potted silicone enhance the heat dissipation and meet the anti-vibration demand up to 5G; moreover, it provides the fundamental resistance to dust and moisture. With the high efficiency up to 77% and the extremely low no-load power consumption below 0.075W, IRM-01 series fulfills the worldwide regulation for the low power consumption requirement for electronics. The entire series is a Class II design (no FG pin), incorporating the built-in EMI filtering components, enabling the compliance with EN55032 Class B; the supreme EMC features keep the end electronic units from electromagnetic interference. In addition to module-type model, IRM-01 series also offers the SMD style model.

■ Model Encoding





1W Open Frame type Single output power supply > IRM-01

SPECIFICATION

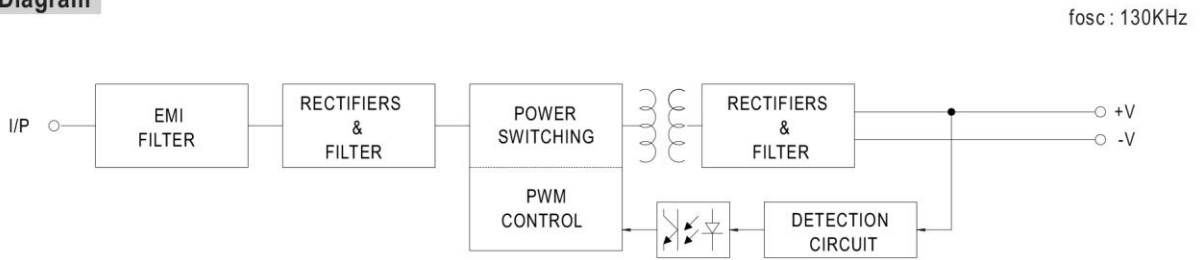
MODEL		IRM-01-3.3	IRM-01-5	IRM-01-9	IRM-01-12	IRM-01-15	IRM-01-24
OUTPUT	DC VOLTAGE	3.3V	5V	9V	12V	15V	24V
	RATED CURRENT	300mA	200mA	111mA	83mA	67mA	42mA
	CURRENT RANGE	0 ~ 300mA	0 ~ 200mA	0 ~ 111mA	0 ~ 83mA	0 ~ 67mA	0 ~ 42mA
	RATED POWER	1W	1W	1W	1W	1W	1W
	RIPPLE & NOISE (max.) Note.2	150mVp-p	150mVp-p	150mVp-p	150mVp-p	200mVp-p	200mVp-p
	VOLTAGE TOLERANCE Note.3	±2.5%	±2.5%	±2.5%	±2.5%	±2.5%	±2.5%
	LINE REGULATION	±0.5%	±0.5%	±0.5%	±0.5%	±0.5%	±0.5%
	LOAD REGULATION	±0.5%	±0.5%	±0.5%	±0.5%	±0.5%	±0.5%
	SETUP, RISE TIME	600ms, 30ms/230VAC 600ms, 30ms/115VAC at full load					
	HOLD UP TIME (Typ.)	40ms/230VAC 12ms/115VAC at full load					
INPUT	VOLTAGE RANGE	85 ~ 305VAC 120 ~ 430VDC					
	FREQUENCY RANGE	47 ~ 63Hz					
	EFFICIENCY (Typ.)	66%	70%	72%	74%	75%	77%
	AC CURRENT (Typ.)	25mA/115VAC 18mA/230VAC		16mA/277VAC			
	INRUSH CURRENT (Typ.)	5A/115VAC 10A/230VAC					
	LEAKAGE CURRENT	< 0.25mA/277VAC					
PROTECTION	OVERLOAD	≥110% rated output power Protection type : Hiccup mode, recovers automatically after fault condition is removed					
	OVER VOLTAGE	3.8 ~ 4.9V	5.2 ~ 6.8V	10.3 ~ 12.2V	12.6 ~ 16.2V	15.7 ~ 20.3V	25.2 ~ 32.4V
ENVIRONMENT	WORKING TEMP.	-30 ~ +85°C (Refer to "Derating Curve")					
	WORKING HUMIDITY	20 ~ 90% RH non-condensing					
	STORAGE TEMP., HUMIDITY	-40 ~ +100°C, 10 ~ 95% RH					
	TEMP. COEFFICIENT	±0.03%/°C (0 ~ 75°C)					
	VIBRATION	10 ~ 500Hz, 5G 10min./1cycle, period for 60min. each along X, Y, Z axes					
	LEAD TEMPERATURE	260°C, 10s (max.)					
SAFETY & EMC	SAFETY STANDARDS	UL62368-1, TUV EN62368-1, EAC TP TC 004, BSMI CNS14336-1 approved, Design refer to EN61558-1/-2-16					
	WITHSTAND VOLTAGE	I/P-O/P:3KVAC					
	ISOLATION RESISTANCE	I/P-O/P:100M Ohms / 500VDC / 25°C / 70% RH					
	EMC EMISSION	Compliance to EN55032 (CISPR32) Class B, EN61000-3-2,-3, EAC TP TC 020, CNS13438 Class B					
	EMC IMMUNITY	Compliance to EN61000-4-2,3,4,5,6,8,11, EN55024, heavy industry level (surge L-N : 1KV), criteria A, EAC TP TC 020					
OTHERS	MTBF	1960Khrs min. MIL-HDBK-217F (25°C)					
	DIMENSION	PCB mounting style : 33.7*22.2*15mm (L*W*H)			SMD style : 33.7*22.2*16mm (L*W*H)		
	PACKING	PCB mounting style : 0.024Kg; 640pcs/ 16.3 Kg/ 0.84CUFT			SMD style : 0.024Kg; 640 pcs/ 16.3 Kg/ 0.84CUFT		
NOTE	1. All parameters NOT specially mentioned are measured at 230VAC input, rated load and 25°C of ambient temperature. 2. Ripple & noise are measured at 20MHz of bandwidth by using a 12" twisted pair-wire terminated with a 0.1uf & 47uf parallel capacitor. 3. Tolerance : includes set up tolerance, line regulation and load regulation. 4. The ambient temperature derating of 3.5°C/1000m with fanless models and of 5°C/1000m with fan models for operating altitude higher than 2000m(6500ft).						



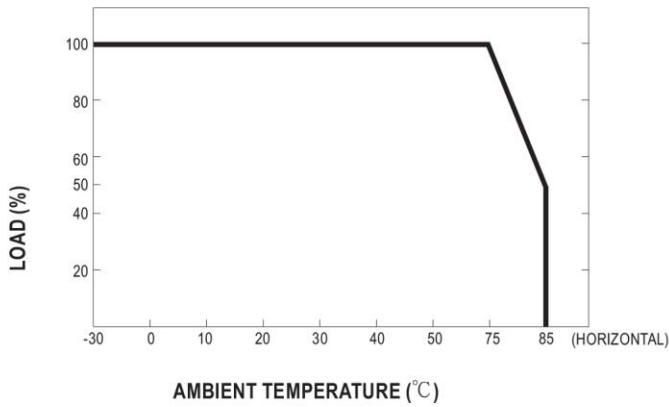
E-Star Power Development Co., Ltd. (E-STAR)
1F., No.40, Juren Ln., Sec. 2, Sanmin Rd., Banciao Dist., New Taipei City
22069, Taiwan (R.O.C.)
Phone : 886-2-2957 5580 Fax : 886-2-2957 7473

1W Open Frame type Single output power supply > IRM-01

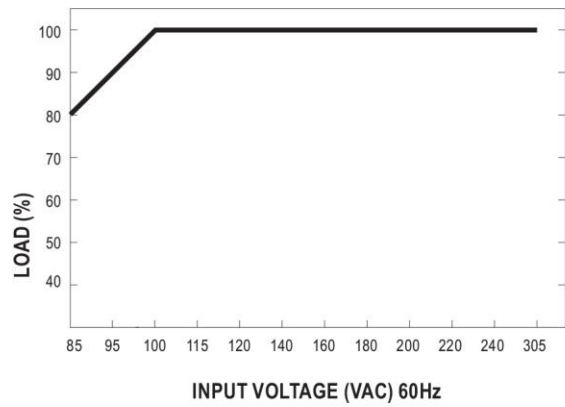
Block Diagram



Derating Curve



Static Characteristics

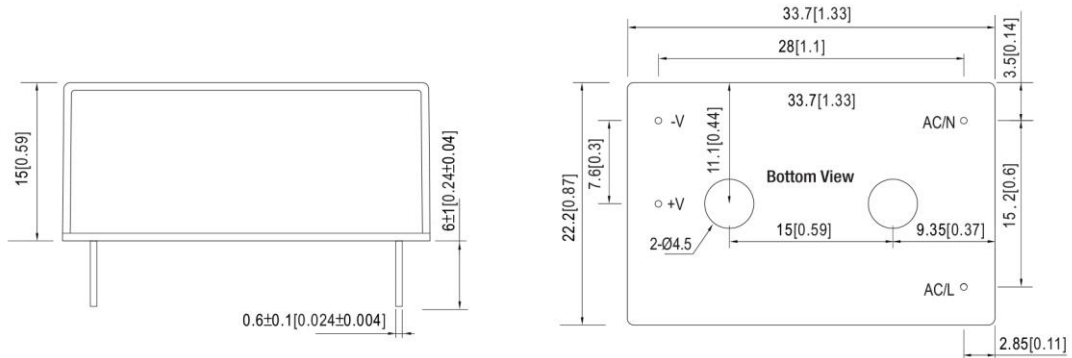


1W Open Frame type Single output power supply > IRM-01

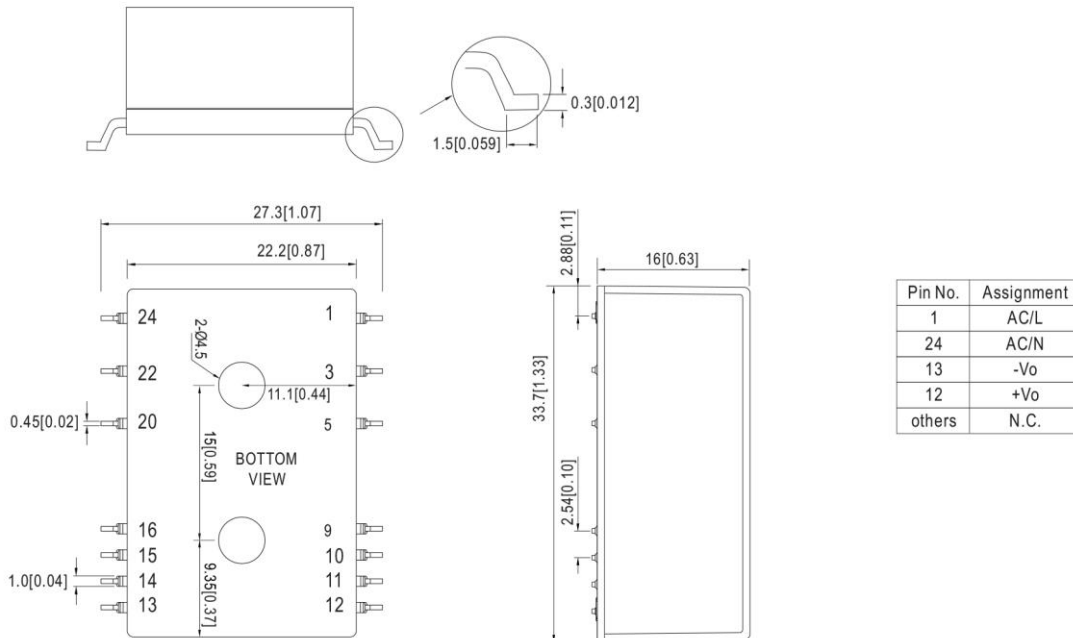
Mechanical Specification

◎ PCB mounting style

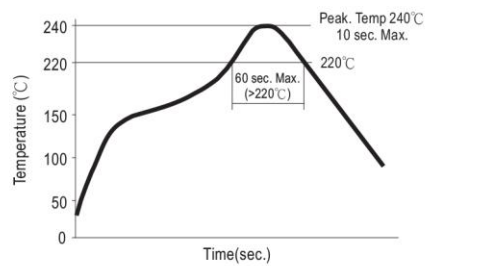
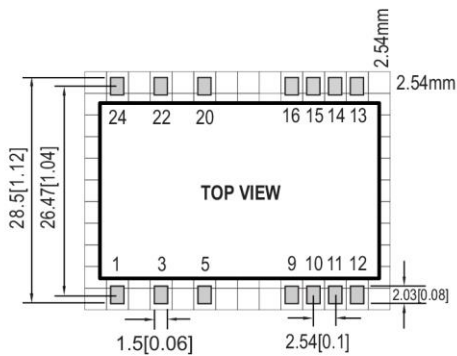
Case No. IRM02
 Unit:mm[inch]



◎ SMD style



Recommended PCB Layout (for SMD style) (Reflow soldering method available)



Remark : The curve applies only to the " Hot Air Reflow Soldering"