




E-Star Power Development Co., Ltd. (E-STAR)
 1F, No.40, Juren Ln., Sec. 2, Sanmin Rd., Banciao Dist., New Taipei City
 22069, Taiwan (R.O.C.)
 Phone : 886-2-2957 5580 Fax : 886-2-2957 7473

40W Open Frame type Single output power supply > CFM41S



Features

- * Universal Input 90~264VAC
- * EN55032 Class B and CISPR/FCC Class B
- * IEC/EN/UL62368-1
- * Meets IEC/EN60335-1
- * Continuous Short Circuit Protection
- * Over Voltage Protection
- * No Load Power Consumption < 0.15W
- * Peak Load (2 times of rated current)
- * Class II



Ordering information

CFM41SXXX- X

- Blank: PCB mount
- E: Encapsulated
- T: WAFER

MODEL	Output Voltage	Output Current	PEAK Current NOTE6	Ripple (mV p-p) NOTE1	Voltage Accuracy NOTE2	Line Regulation NOTE3	Load Regulation NOTE4	% EFF. (typ.) NOTE5
CFM41S050	5 V	6 A	12 A	100mV	±2%	±0.5%	±1%	87%
CFM41S120	12 V	3.34 A	6.66 A	120mV	±1%	±0.5%	±1%	90%
CFM41S150	15 V	2.67 A	5.34 A	150mV	±1%	±0.5%	±1%	90%
CFM41S240	24 V	1.67 A	3.34 A	240mV	±1%	±0.5%	±1%	90%
CFM41S360	36 V	1.11 A	2.22 A	360mV	±1%	±0.5%	±1%	90%
CFM41S480	48 V	0.83 A	1.66 A	480mV	±1%	±0.5%	±1%	90%

Typical at 25°C, nominal line and 75% load, unless otherwise Specified



40W Open Frame type Single output power supply > CFM41S

Specifications

INPUT SPECIFICATIONS:

Voltage 90~264Vac
 120~370Vdc
 Frequency 47 to 63Hz
 Inrush Current 70A max. @240Vac, Cold Start @25°C
 Leakage Current 0.25mA max. @ 264Vac
 Input Current 100Vac/1A max., 240Vac/0.55A max.

OUTPUT SPECIFICATIONS:

Holdup Time 10ms typ. @115Vac
 Short Circuit Protection Hiccup Mode (Auto Recovery)
 Temperature Coefficient ±0.05%/°C
 Over Voltage Protection TVS Component to Clamp
 Startup time 115Vac<2s typ. 230Vac<1s typ.
 Switching Frequency 65KHz Typical

GENERAL SPECIFICATIONS:

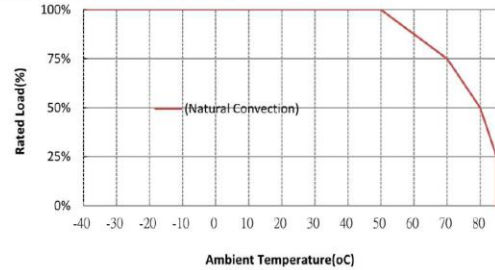
Isolation Voltage(Input to Output) 3000VAC
 Operating Temperature -40~85°C (See Derating Curve)
 Storage Temperature -40°C~85°C
 Cooling Natural Convection
 Humidity 93%RH max. Non condensing
 MTBF MIL-HDBK-217F, GB, 25°C/115VAC 350Khrs min
 Life time 26000 hours min.@ 75% Load, 40°C
 Altitude 5000m
 Dimensions 2.000x2.000x1.01 inches (50.80x50.80x25.6 mm)
 -E: 2.14x2.14x1.043 inches (54.37x54.37x26.5 mm)
 -T: 2.70x2.00x0.941 inches (68.58x50.80x23.9 mm)
 Weight 61g, 142g(-E), 64g(-T)

SAFETY AND EMISSION:

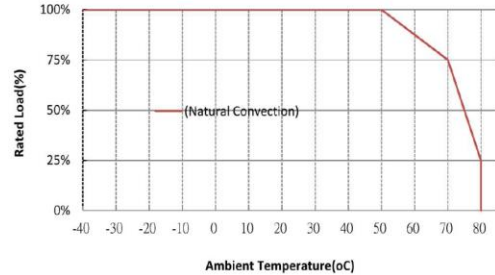
Emission and Immunity EN55032 Class B, FCC Part 15 Class B
 EN61000-3-2, EN61000-3-3, EN61000-6-1, EN61000-6-2
 EN61000-6-3, EN61000-6-4, EN55024, EN61204-3
 Safety Class II, IEC/EN/UL62368-1

CFM41S Series De-rating Curve

CFM41SXXX、CFM41SXXX-E



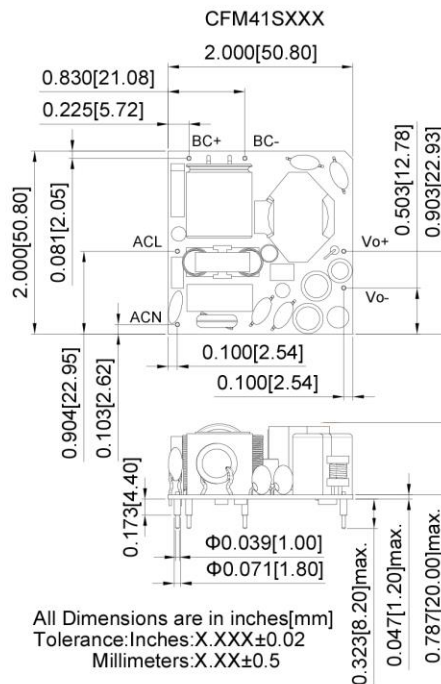
CFM41SXXX-T



NOTE:

1. Voltage accuracy is set of 100% rated load.
2. Add a 0.1uF ceramic capacitor and a 10uF E.L. capacitor to output for ripple&noise measuring @20MHz BW.
3. Line regulation is measured from high line to low line with full load
4. Load regulation is measured from 10% to 100% full load.
5. Typical efficiency at 230VAC and full load at 25°C
6. PL(peak load function) Lasting time < 10 seconds with a maximum 10% duty cycle and must add external 68uF / 400V capacitor to BC+ & BC-.
7. CFM41SXXX-T input and output connectors (CN1 and CN2) wafer with TAIWAN KING PIN TERMINAL PVHI series and mate with JST housing VHR series or equivalent.

Mechanical Specification



PIN CONNECTION

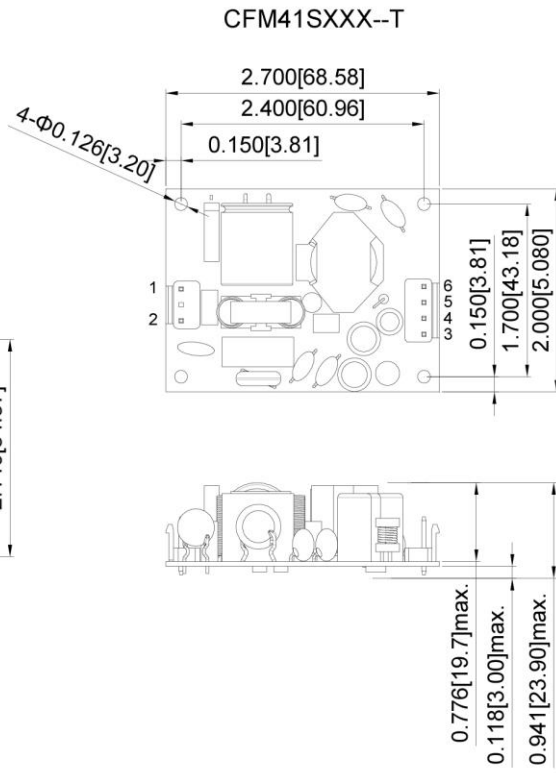
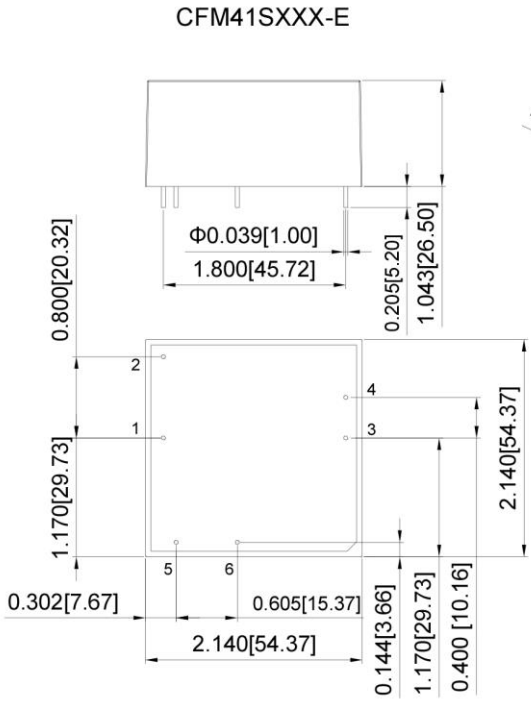
Pin	Function
1	ACL
2	ACN
3	+Vout
4	-Vout
5	BC+
6	BC-

All Dimensions are in inches[mm]
 Tolerance: Inches:X.XXX±0.02
 Millimeters:X.XX±0.5



40W Open Frame type Single output power supply > CFM41S

Mechanical Specification



for CFM41SXXX-T
PIN CONNECTION

Pin	Function
1	ACL
2	ACN
3	-Vout
4	-Vout
5	+Vout
6	+Vout

PIN CONNECTION

Pin	Function
1	ACL
2	ACN
3	+Vout
4	-Vout
5	BC+
6	BC-

Typical at 25°C, nominal line and 75% load, unless otherwise Specified