




E-Star Power Development Co., Ltd. (E-STAR)
 1F., No.40, Juren Ln., Sec. 2, Sanmin Rd., Banciao Dist., New Taipei City
 22069, Taiwan (R.O.C.)
 Phone : 886-2-2957 5580 Fax : 886-2-2957 7473

40/60W Open Frame type Single output power supply > CFM40S/CFM60S



Features

- * Universal Input Range 90~264VAC
- * 2"x 4" Size
- * Industry Standard Pin Out
- * Efficiency to 87%
- * Continuous Short Circuit Protection
- * Meets EN55032 Class B and CISPR/FCC Class B
- * Approved IEC/EN/UL62368-1



CFM40 Series

MODEL	OUTPUT VOLTAGE	OUTPUT CURRENT	RIPPLE & NOISE	VOLTAGE ACCURACY	LINE REGULATION	LOAD REGULATION	% EFF. (Typ.)
CFM40S033	3.3 V	6 A	50mV	±1%	±0.5%	±1%	70%
CFM40S050	5 V	6 A	1%	±1%	±0.5%	±1%	76%
CFM40S090	9 V	4.45 A	1%	±1%	±0.5%	±1%	84%
CFM40S120	12 V	3.34 A	1%	±1%	±0.5%	±1%	85%
CFM40S150	15 V	2.67 A	1%	±1%	±0.5%	±1%	85%
CFM40S240	24 V	1.67 A	1%	±1%	±0.5%	±1%	85%
CFM40S300	30 V	1.33 A	1%	±1%	±0.5%	±1%	86%
CFM40S360	36 V	1.11 A	1%	±1%	±0.5%	±1%	87%
CFM40S480	48 V	0.834 A	1%	±1%	±0.5%	±1%	87%

CFM60 Series

MODEL	OUTPUT VOLTAGE	OUTPUT CURRENT	RIPPLE & NOISE	VOLTAGE ACCURACY	LINE REGULATION	LOAD REGULATION	% EFF. (Typ.)
CFM60S033	3.3 V	8 A	50mV	±1%	±0.5%	±1%	72%
CFM60S050	5 V	8 A	1%	±1%	±0.5%	±1%	77%
CFM60S090	9 V	6.67 A	1%	±1%	±0.5%	±1%	84%
CFM60S120	12 V	5 A	1%	±1%	±0.5%	±1%	85%
CFM60S150	15 V	4 A	1%	±1%	±0.5%	±1%	86%
CFM60S240	24 V	2.5 A	1%	±1%	±0.5%	±1%	86%
CFM60S300	30 V	2 A	1%	±1%	±0.5%	±1%	86%
CFM60S360	36 V	1.67 A	1%	±1%	±0.5%	±1%	88%
CFM60S480	48 V	1.25 A	1%	±1%	±0.5%	±1%	88%



40/60W Open Frame type Single output power supply > CFM40S/CFM60S

Specifications

INPUT SPECIFICATIONS:

Voltage 90~264Vac
 120~370Vdc
 Frequency 47 to 63Hz
 Inrush Current Cold Start@25°C 50A max. @240Vac
 Leakage Current 1mA Typical

OUTPUT SPECIFICATIONS:

Holdup Time 8ms typ. @115Vac
 Short Circuit Protection Hiccup Mode (Auto Recover)
 Over Voltage Protection TVS Component to Clamp
 Temperature Coefficient ±0.05%/°C

GENERAL SPECIFICATIONS:

Isolation Input to Output = 4,242VDC
 Operating Temperature 0 ~ 70°C (see Derating Curve)
 Storage Temperature -20~85°C
 Humidity 93% RH max. Non-Condensing
 Cooling Natural Convection
 Switching Frequency 66KHz Typical
 MTBF MIL-HDBK-217F, GB, 25°C/115VAC ... 200Khrs min.
 Altitude 2000m
 Dimensions:
 Open Frame 4.000x2.000x1.200Inches (101.60x50.80x30.48mm)
 -P 4.000x2.000x1.275Inches (101.60x50.80x32.38mm)
 Covered 4.606x2.441x1.575Inches (117.00x62.00x40.00mm)
 Weight CFM40/60: 170g/175g (0.38/0.39 Pounds)
 CFM40/60 Covered: 210g/215g (0.46/0.47 Pounds)

SAFETY AND EMC:

Emission and Immunity EN55032 Class B, FCC Part 15 Class B
 EN61000-6-3, EN61000-3-2, EN61000-3-3
 EN55024, EN61204-3, EN61000-6-1
 Safety IEC/EN/UL62368-1, IEC/EN/UL60950-1

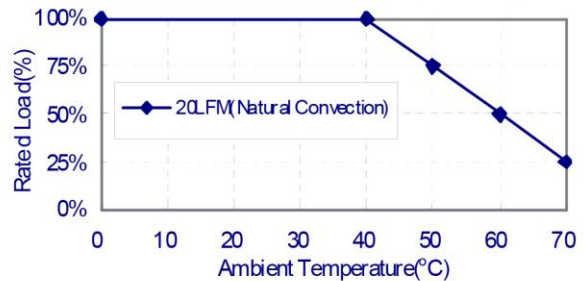
NOTE:

1. Add a 0.1uF ceramic capacitor and a 10uF E.L. capacitor to output for ripple&noise measuring @20MHz BW.
2. Line regulation is measured from high line to low line with full load.
3. Load regulation is measured from full to 10% load.
4. Input connector mates with Molex housing 09-50-3031 and Molex 2878 series crimp terminal.
5. Output connector mates with Molex housing 09-50-3041 and Molex 2878 series crimp terminal.
6. Safety approvals do not apply to the covered versions, only to the open-frame versions.

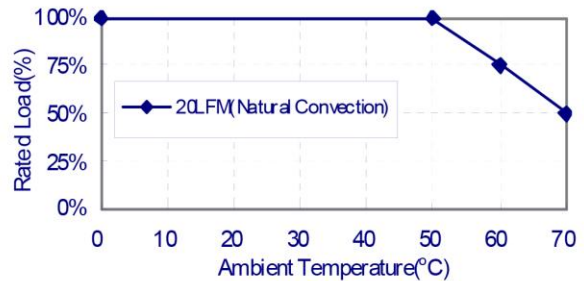
CFM40/60S Series Derating Curve

Open Frame versions:

CFM40S033, 40S050, 40S090, 60S033, 60S050, 60S090

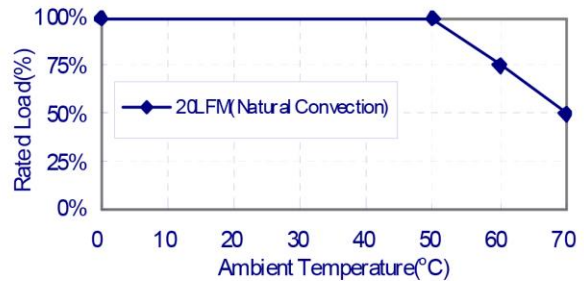


CFM40S120, 40S150, 40S240, 40S300, 40S360, 40S480
 CFM60S120, 60S150, 60S240, 60S300, 60S360, 60S480

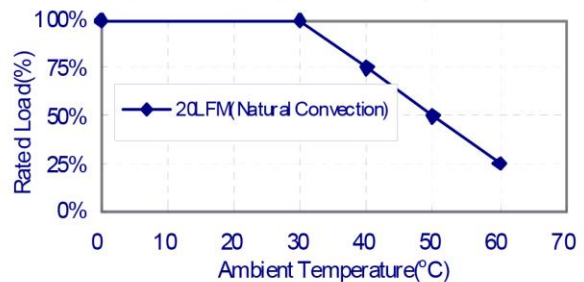


Covered versions: CFM40/60XXX-CA

CFM40S120, 40S150, 40S240, 40S300, 40S360, 40S480



CFM40S033, CFM40S050, CFM60S033, CFM60S050



CFM40S090, 60S090, 60S120, 60S150, 60S240, 60S300
 CFM60S360, 60S480

