



10W Wall Mount type Medical power supply < HPU10D

Features:

- Wide Operating Voltage, 80 to 275 VAC, 47 to 440 Hz
- USA plug
- Single Output
- Medical Safety 3rd (IEC60601-1 3rd Edition)
- Input to Output : 2MOPP
- Energy Star 2.0, Efficiency level V
- Class II system
- 2 year warranty



PRELIMINARY

Electrical Characteristics:

Vins	Safety Approvals Input Voltage Range	Safety Approval & Specification in Label	100~240VAC
Vin	Operate Voltage Range	See derating curve	80~275VAC
Fi	Input Frequency	Sine wave	47~440Hz
Po	Output Power Range	See rating chart	10W
Iil	Input Current (Low Line)	Io=Full load, Vin=100VAC	0.3A
Iih	Input Current (High Line)	Io=Full load, Vin=240VAC	0.2A
Ir	Low Line Inrush Current	Io=Full load, 25°C, Cool start, Vin=100VAC	40A (max.)
	High Line Inrush Current	Io=Full load, 25°C, Cool start, Vin=240VAC	100A (max.)
Eff	Efficiency	Io=Full Load, Vin=230VAC	67~85%
REG-i	Line Regulation	Io=Full Load, Vin=100~240VAC	1% (max.)
REG-o	Load Regulation	Vin=230VAC	3~5%
OVP	Over Voltage Protection		Nil
OCP	Over Current Protection	Nil.But,Output protected to short circuit conditions	
Ttr	Time of Transient Response	Io=Full Load, Vin=110VAC	4mS (max.)
Thu	Hold-Up Time	Io=Full Load, Vin=110VAC	12mS (typ.)
Ts	Start Up Time	Io=Full Load, Vin=100~240VAC	2S (max.)
Vp-p	Ripple & Noise(Peak to Peak)	Full Load, Vin=90VAC	1% (max.)
Tc	Temperature Coefficient	All Condition	±0.04%/°C
Pno	No-Load Power Consumption	No load, Vin=230VAC	See rating chart
Vps	Dielectric Withstanding Voltage	Primary to secondary	6612VDC (min.)
EMI	EMC Emission	Compliance to EN55011 (CISPR11), EN61000-3-2,-3	B Class

Application:

- Home Healthcare Equipment
- Patient Monitor
- Blood Pressure system
- Portable medical devices
- ECG machine

Safety Approvals:



Environmental

To	Operating Temperature	See derating curve	-10~70°C
Ts	Storage Temperature	10 ~ 95% RH	-40~85°C
Ho	Operating Humidity	Non-condensing	0~95% RH
Hr	Storage Humidity	See Rating Chart	0~95% RH
Vsg	Surge Voltage	All Condition	2kV (min.)
ESDa	Electro Static Discharge	Air Discharge, IEC61000-4-2	8kV (min.)
ESDc	Electro Static Discharge	Contact Discharge, IEC61000-4-2	6kV (min.)
MTBF	Mean Time Between Failure	Operating Temperature at 25°C, Calculated per MIL-HDBK-217F	0.1M Hrs (min.)
ELEV	Operating Altitude (Elevation)	All condition	5000m (max.)
VBR	Vibration	10 ~ 500Hz, 10min./1cycle, 60min. Each along X, Y, Z axes	5G (min.)



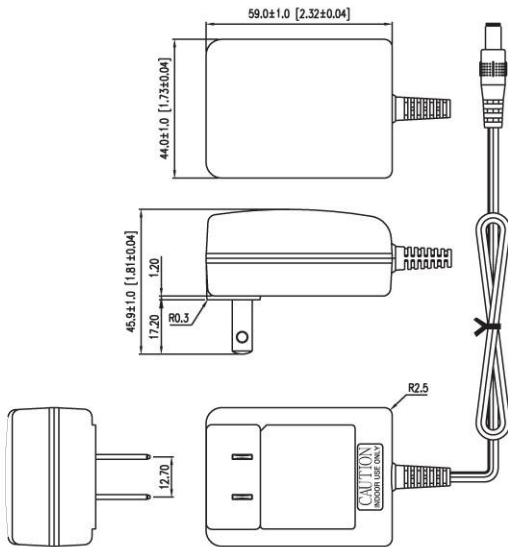
10W Wall Mount type Medical power supply < HPU10D

Output Voltage And Current Rating Chart (Single Output) :

Model Number	Output Voltage	Output Current	Total Regulation	Max. Output Power	Pno (max.)
HPU10D-101	3.3 VDC	1.81 A	5%	6W	0.2W
HPU10D-102	5.0 VDC	1.60 A	5%	8W	0.3W
HPU10D-103	6 ~ 7 VDC	1.33 ~ 1.14 A	5%	8W	0.3W
HPU10D-104	8 ~ 11 VDC	1.25 ~ 0.90 A	5%	8W	0.3W
HPU10D-105	12 ~ 13 VDC	0.83 ~ 0.76 A	5%	10W	0.3W
HPU10D-106	14 ~ 16 VDC	0.71 ~ 0.62 A	5%	10W	0.3W
HPU10D-107	17 ~ 20 VDC	0.58 ~ 0.50 A	5%	10W	0.3W
HPU10D-108	21 ~ 26 VDC	0.47 ~ 0.38 A	5%	10W	0.3W
HPU10D-109	27 ~ 32 VDC	0.37 ~ 0.31 A	3%	10W	0.3W
HPU10D-110	33 ~ 39 VDC	0.30 ~ 0.25 A	3%	10W	0.3W
HPU10D-111	40 ~ 50 VDC	0.25 ~ 0.20 A	3%	10W	0.3W
HPU10D-112	51 ~ 55 VDC	0.19 ~ 0.18 A	3%	10W	0.3W

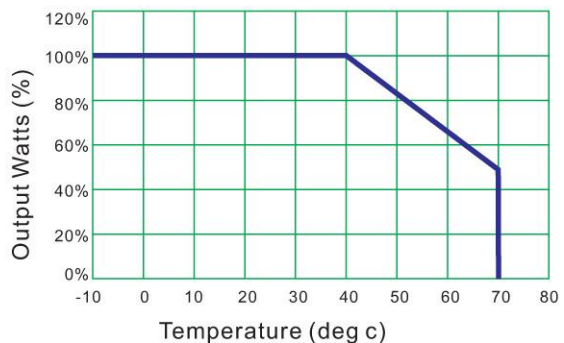
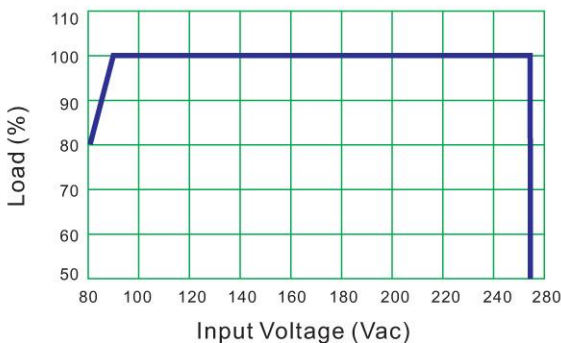
HPU10D-101~105 are required to use AWG#20 / 4FT output cable.
 HPU10D-106~112 are required to use AWG#24 / 4FT output cable.
 The electrical characteristics will be changed by modified output cable.

Mechanical Specifications:



Note:
 1. Dimensions are shown in mm.
 2. Weight: 90gs approx.
 3. Optional output connector:
 See page Appendix.

Derating Curve :



1. Operating Temperature: -10 to 70°C
 2. Derate linearly from 100% load at 40°C to 50% load at 70°C