



E-Star Power Development Co., Ltd. (E-STAR)  
 1F., No.40, Juren Ln., Sec. 2, Sanmin Rd., Banciao Dist., New Taipei City  
 22069, Taiwan (R.O.C.)  
 Phone : 886-2-2957 5580 Fax : 886-2-2957 7473

**75W Open Frame Medical power supply > RPS-75**



■ **Features**

- 5"x3" compact size
- Medical safety approved (2 x MOPP) according to ANSI/AAMI ES60601-1 and IEC/EN60601-1
- Suitable for BF application with appropriate system consideration
- 75W convection, 100W force air
- EMI Class B for Class I configuration
- No load power consumption < 0.75W
- Remote sense function
- Protections: Short circuit / Overload / Over voltage
- Lifetime > 80K hours
- Operating altitude up to 3000 meters
- 3 years warranty

■ **Applications**

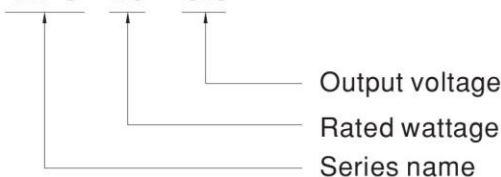
- Oral irrigator
- Hemodialysis machine
- Medical computer monitors
- Sleep apnea devices

■ **Description**

RPS-75 is a 75W highly reliable green PCB type medical power supply with a high power density on the 5" by 3" footprint. It accepts 90~264VAC input and offers various output voltages between 3.3V and 48V. The working efficiency is up to 86% and the extremely low no load power consumption is down below 0.75W. RPS-75 is able to be used for Class I (with FG) system design. The extremely low leakage current is less than 150  $\mu$ A. In addition, it conforms to international medical regulations (2\*MOPP) and EMC EN55011, perfectly fitting all kinds of BF rated "patient contact" medical system equipment.

■ **Model Encoding**

**RPS - 75 - 3.3**





**75W Open Frame Medical power supply > RPS-75**

**SPECIFICATION**

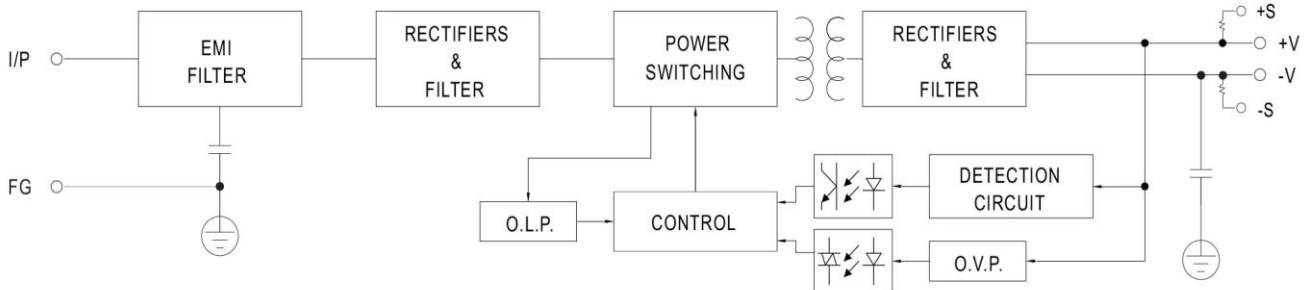
MODEL		RPS-75-3.3	RPS-75-5	RPS-75-12	RPS-75-15	RPS-75-24	RPS-75-36	RPS-75-48	
OUTPUT	DC VOLTAGE	3.3V	5V	12V	15V	24V	36V	48V	
	RATED CURRENT	15A	14A	6.3A	5A	3.2A	2.1A	1.6A	
	CURRENT RANGE	0 ~ 20A	0 ~ 18.7A	0 ~ 8.3A	0 ~ 6.7A	0 ~ 4.2A	0 ~ 2.8A	0 ~ 2.1A	
	RATED POWER	49.5W	70W	75.6W	75W	76.8W	75.6W	76.8W	
	PEAK LOAD (23.5CFM)	66W	93.5W	99.6W	100.5W	100.8W	100.8W	100.8W	
	RIPPLE & NOISE (max.) Note.2	60mVp-p	60mVp-p	60mVp-p	60mVp-p	100mVp-p	100mVp-p	100mVp-p	
	VOLTAGE ADJ. RANGE	2.9 ~ 3.6V	4.75 ~ 5.5V	11.4 ~ 13.2V	13.5 ~ 16.5V	22.8 ~ 27.6V	34.2 ~ 39.6V	45.6 ~ 52.8V	
	VOLTAGE TOLERANCE Note.3	±2.0%	±2.0%	±1.0%	±1.0%	±1.0%	±1.0%	±1.0%	
	LINE REGULATION	±0.5%	±0.5%	±0.5%	±0.5%	±0.5%	±0.5%	±0.5%	
	LOAD REGULATION	±1.5%	±1.5%	±1.0%	±1.0%	±1.0%	±1.0%	±1.0%	
SETUP, RISE TIME	500ms, 30ms/230VAC 500ms, 30ms/115VAC at full load								
HOLD UP TIME (Typ.)	90ms/230VAC 20ms/115VAC at full load								
INPUT	VOLTAGE RANGE	90 ~ 264VAC		127 ~ 370VDC					
	FREQUENCY RANGE	47 ~ 63Hz							
	EFFICIENCY(Typ.)	73%	78%	82%	83%	85%	86%	86%	
	AC CURRENT (Typ.)	1.5A/115VAC		1A/230VAC					
	INRUSH CURRENT (Typ.)	COLD START 25A/115VAC		50A/230VAC					
LEAKAGE CURRENT(max.) Note.4	Earth leakage current < 150µA/264VAC , Touch current < 100µA/264VAC								
PROTECTION	OVERLOAD	140 ~ 180% rated output power Protection type : Hiccup mode, recovers automatically after fault condition is removed.							
	OVER VOLTAGE	3.8 ~ 4.5V	5.7 ~ 6.8V	13.8 ~ 16.2V	17.2 ~ 20.3V	27.6 ~ 32.4V	41.4 ~ 48.6V	55.2 ~ 64.8V	
ENVIRONMENT	WORKING TEMP.	-20 ~ +70°C (Refer to "Derating Curve")							
	WORKING HUMIDITY	20 ~ 90% RH non-condensing							
	STORAGE TEMP., HUMIDITY	-40 ~ +85°C, 10 ~ 95% RH non-condensing							
	TEMP. COEFFICIENT	±0.03%/°C (0 ~ 50°C)							
	VIBRATION	10 ~ 500Hz, 2G 10min./1cycle, period for 60min. each along X, Y, Z axes							
	OPERATING ALTITUDE Note.5	3000 meters							
SAFETY & EMC (Note 7)	SAFETY STANDARDS	IEC60601-1, TUV EN60601-1, EAC TP TC 004,UL ANSI / AAMI ES60601-1, CAN/CSA-C22.2 No. 60601-1:14 - Edition 3 approved; Design refer to EN60335-1							
	ISOLATION LEVEL	Primary-Secondary:2xMOPP, Primary-Earth:1xMOPP							
	WITHSTAND VOLTAGE	I/P-O/P:4KVAC I/P-FG:2KVAC O/P-FG:1.5KVAC							
	ISOLATION RESISTANCE	I/P-O/P, I/P-FG, O/P-FG:100M Ohms / 500VDC / 25°C / 70% RH							
	EMC EMISSION	Parameter	Standard				Test Level / Note		
		Conducted emission	EN55011 (CISPR11)				Class B		
		Radiated emission	EN55011 (CISPR11)				Class B		
		Harmonic current	EN61000-3-2				Class A		
	EMC IMMUNITY	Voltage flicker	EN61000-3-3				-----		
		Parameter	Standard				Test Level / Note		
ESD		EN61000-4-2				Level 4, 15KV air ; Level 4, 8KV contact			
RF field susceptibility		EN61000-4-3				Level 3, 10V/m( 80MHz~2.7GHz ) Table 9, 9~28V/m( 385MHz~5.78GHz )			
EFT bursts		EN61000-4-4				Level 3, 2KV			
Surge susceptibility		EN61000-4-5				Level 4, 4KV/Line-FG; 2KV/Line-Line			
Conducted susceptibility		EN61000-4-6				Level 3, 10V			
Magnetic field immunity		EN61000-4-8				Level 4, 30A/m			
Voltage dip, interruption	EN61000-4-11				100% dip 1 periods, 30% dip 25 periods, 100% interruptions 250 periods				
OTHERS	MTBF	446.8K hrs min. MIL-HDBK-217F (25°C)							
	DIMENSION (L*W*H)	127*76.2*31mm or 5" * 3" * 1.22" inch							
	PACKING	0.26Kg; 63pcs/16.3Kg/1.35CUFT							
NOTE	<p>1. All parameters NOT specially mentioned are measured at 230VAC input, rated load and 25°C of ambient temperature.</p> <p>2. Ripple &amp; noise are measured at 20MHz of bandwidth by using a 12" twisted pair-wire terminated with a 0.1µf &amp; 47µf parallel capacitor.</p> <p>3. Tolerance : includes set up tolerance, line regulation and load regulation.</p> <p>4. Touch current was measured from primary input to DC output.</p> <p>5. The ambient temperature derating of 3.5°C/1000m with fanless models and of 5°C/1000m with fan models for operating altitude higher than 2000m(6500ft).</p> <p>6. Heat Sink HS1,HS2,HS3 can not be shorted.</p> <p>7. The power supply is considered a component which will be installed into a final equipment. All the EMC tests are been executed by mounting the unit on a 360mm*360mm metal plate with 1mm of thickness. The final equipment must be re-confirmed that it still meets EMC directives. For guidance on how to perform these EMC tests, please refer to "EMI testing of component power supplies."</p>								



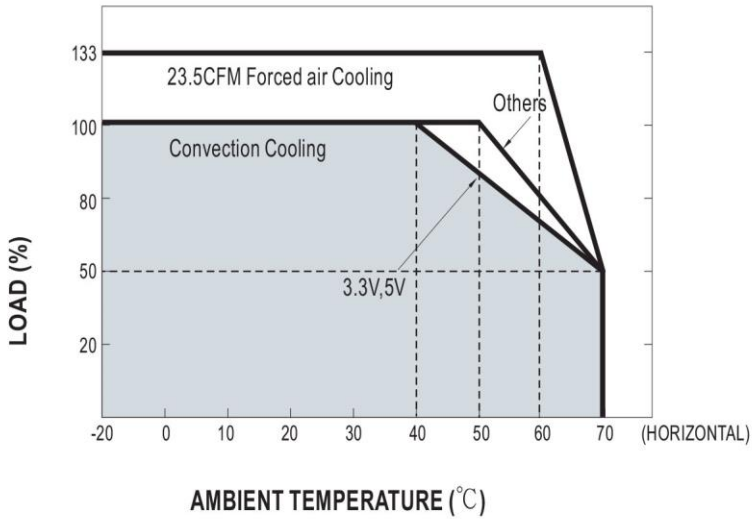
**75W Open Frame Medical power supply > RPS-75**

**Block Diagram**

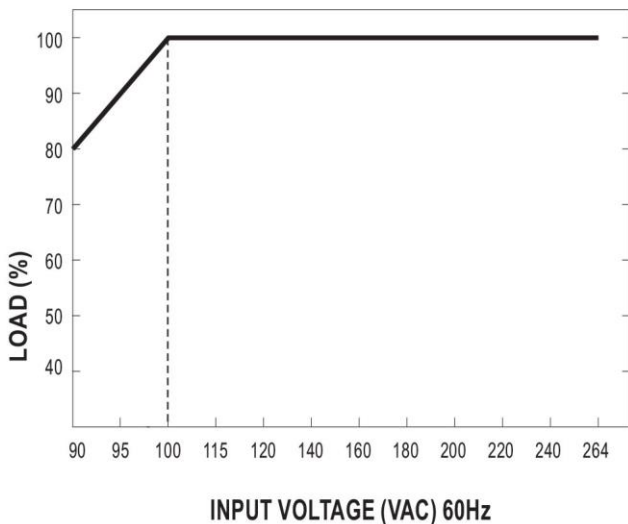
fosc : 65KHz



**Derating Curve**



**Output Derating VS Input Voltage**

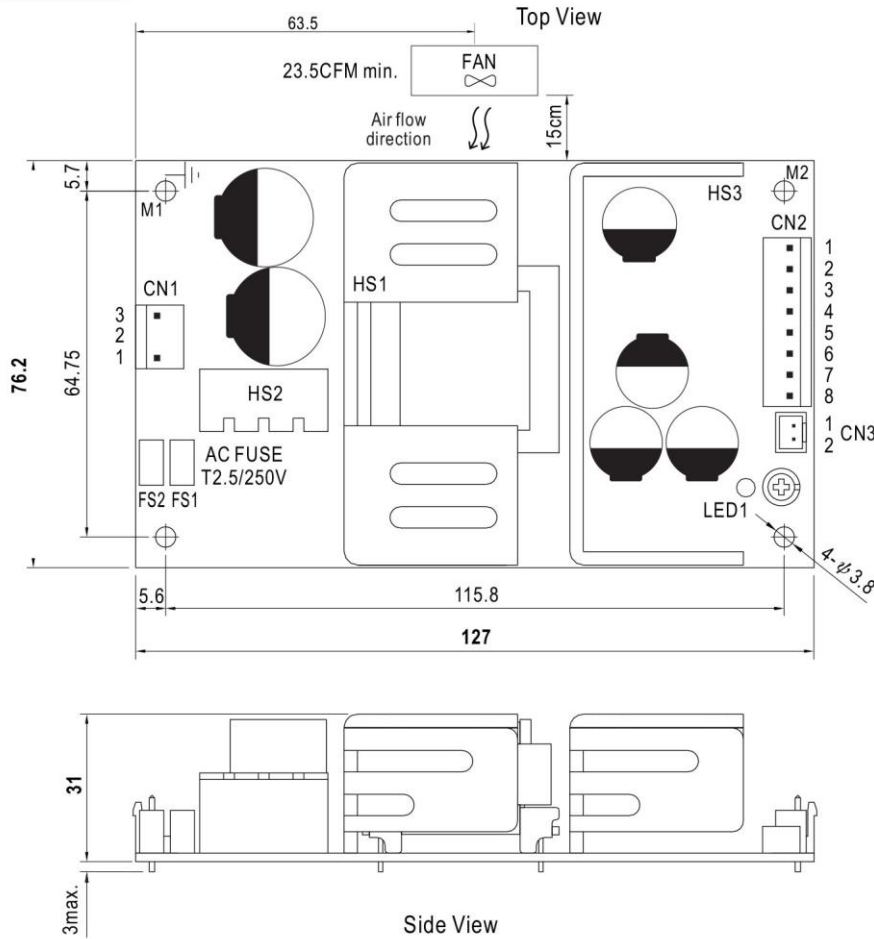




**75W Open Frame Medical power supply > RPS-75**

**Mechanical Specification**

Unit:mm



AC Input Connector (CN1) : JST B3P-VH or equivalent

Pin No.	Assignment	Mating Housing	Terminal
1	AC/N	JST VHR or equivalent	JST SVH-21T-P1.1 or equivalent
2	No Pin		
3	AC/L		

Remote Sense(CN3) : JST B2B-XH or equivalent

Pin No.	Assignment	Mating Housing	Terminal
1	RS+	JST XHP or equivalent	JST SXH-001T-P0.6 or equivalent
2	RS-		

DC Output Connector (CN2) : JST B8P-VH or equivalent

Pin No.	Assignment	Mating Housing	Terminal
1,2,3,4	+V	JST VHR or equivalent	JST SVH-21T-P1.1 or equivalent
5,6,7,8	-V		

⊥ : Grounding Required



- 1.HS1,HS2,HS3 cannot be shorted.
- 2.M1 is safety ground. For better EMC performance,Please secure an electrical connection between M1,M2 and chassis grounding.