



E-Star Power Development Co., Ltd. (E-STAR)


1F, No.40, Juren Ln., Sec. 2, Sanmin Rd., Banciao Dist., New Taipei City 22069, Taiwan (R.O.C.)

Phone : 886-2-2957 5580 Fax : 886-2-2957 7473

**150W Open Frame type Medical power supply < MBU150**

**Features:**

- Wide Operating Voltage 90 to 260 VAC, 47 to 63 Hz
- Internal EMI filter
- Single Output
- Active Power Factor Correction
- Size: 3"x5"x1.44"
- Class I
- 3 year warranty



**Electrical Characteristics:**

Vin	Safety Approvals Input Voltage Range		100~240VAC
	Operate Voltage Range		90~260VAC
fin	Input Frequency		47~63Hz
PF	Power Factor Correction	Io=Full load, Vin=240VAC	0.95~1
Po	Output Power Range		See rating chart
Vo	Output Voltage Range		See rating chart
Io	Output Current Range		See rating chart
Iil	Input Current (Low Line)	Io=Full load, Vin=100VAC	2.0A
Iih	Input Current (High Line)	Io=Full load, Vin=240VAC	1.0A
Ir	Low Line Inrush Current	Io=Full load, 25°C, Cool start, Vin=115VAC	54A (max.)
	High Line Inrush Current	Io=Full load, 25°C, Cool start, Vin=230VAC	108A (max.)
Eff	Efficiency	Io=Full Load, Vin=230VAC	82~87%
REG-i	Line Regulation	Io=Full Load	0.5~1%
REG-o	Load Regulation	Vin=230VAC	3~5%
OVP	Over Voltage Protection		112~132%
OCP	Over Current Protection		110~150%
Ttr	Time of Transient Response	Io=Full Load to Half Load, Vin=100VAC	4mS (max.)
Th	Hold-Up Time	Io=Full Load, Vin=110VAC	16mS (min.)
Ts	Start Up Time	Io=Full Load, Vin=100VAC	2S (max.)
Vp-p	Ripple & Noise(Peak to Peak)	Full Load, Vin=90VAC	1% (max.)
Iik	Safety Ground Leakage Current	Vin=240VAC/60Hz	0.15mA (max.)
TC	Temperature Coefficient	All output	±0.04%/°C
OA	Operating Altitude		Up to 3000m
Pno	No-Load Power Consumption	No load, Vin=230VAC	See rating chart
Vps	Dielectric Withstanding Voltage	Primary to secondary	5656VDC (min.)
Vpg	Dielectric Withstanding Voltage for Primary to PE	Primary to PE	2121VDC (min.)
Ris	Isolation Resistance	Test Voltage=500VDC	50MΩ (min.)

**Application:**

- Medical Touch Panel PC
- Patient Monitoring System
- Ultrasound System

**Safety Approvals:**



**Environmental**

To	Operating Temperature	See derating curve
Ts	Storage Temperature	-40~85°C
Ho	Operating Humidity	0~95%
Hr	Storage Humidity	0~95%
MTBF	Operating Temperature at 25°C, Calculated per MIL-HDBK-217F	0.1M Hrs (min.)
Pd	Derate linearly from 100% load at 50°C to 50% load at 70°C	

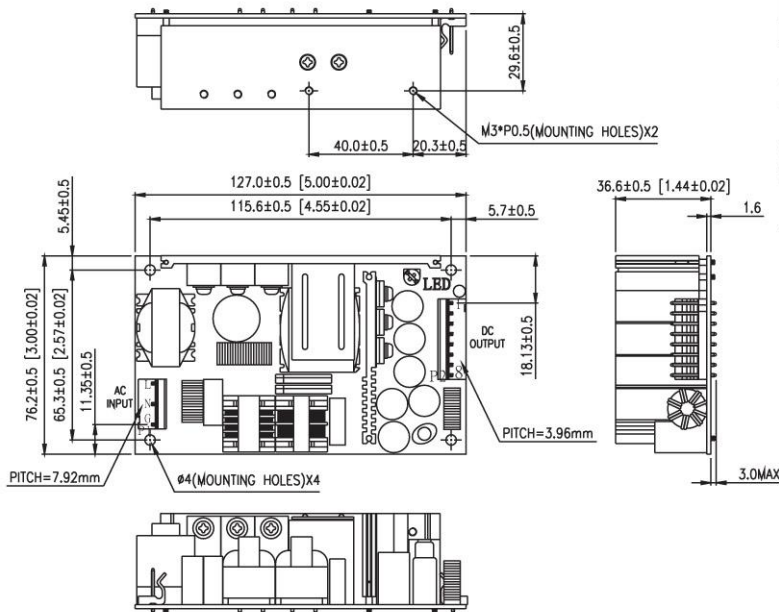


**150W Open Frame type Medical power supply < MBU150**

**Output Voltage And Current Rating Chart ( Single Output ) :**

Model Number	Output Voltage	Output Current	Total Regulation	Max. Output Power	Pno (max.)
MBU150-105	12 VDC	12.50 A	5%	150W	1.5W
MBU150-108	24 VDC	6.25 A	3%	150W	1.5W

**Mechanical Specifications:**



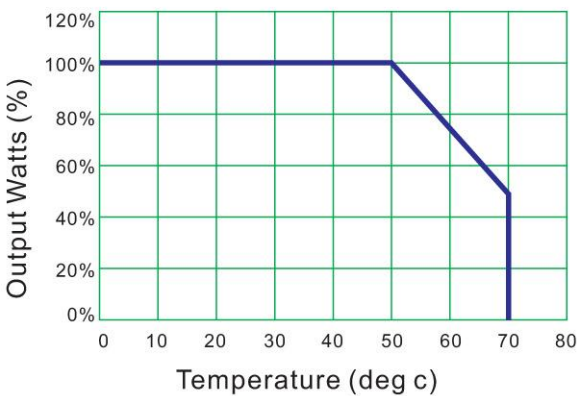
**PIN CHART**

PIN MODEL	1	2	3	4	5	6	7	8
MBU150-1XX	Vout	Vout	Vout	Vout	RTN	RTN	RTN	RTN

**Note:**

1. Dimensions are shown in inches or mm.
2. Weight: 420gs approx.
3. Input connector mates with Molex housing 09-50-3051 and Molex 2478 series crimp terminal.
4. Output connector mates with Molex housing 09-50-3081 and Molex 2478 series crimp terminal.

**Derating Curve :**



1. Operating Temperature: 0 to 70°C
2. Derate linearly from 100% load at 50°C to 50% load at 70°C