



E-Star Power Development Co., Ltd. (E-STAR)

1F., No.40, Juren Ln., Sec. 2, Sanmin Rd., Banciao Dist., New Taipei City 22069, Taiwan (R.O.C.)

Phone : 886-2-2957 5580 Fax : 886-2-2957 7473

**40W Desktop Single power supply > GSM40A**



(V for 5~9V)

EN60601-1

ANSI/AAMI ES60601-1

IEC60601-1

TPTC004

**Features**

- 3 pole AC inlet IEC320-C14, Class I power unit
- Medical safety approved (2 x MOPP) according to ANSI/AAMI ES60601-1 and IEC/EN60601-1
- Extremely low leakage current
- No load power consumption < 0.1W
- Energy efficiency level VI and meet CoC Version 5 (Except 5~9V for Level V)
- -30~+70°C wide range working temperature
- Protections: Short circuit / Overload / Over voltage
- LED indicator for power on
- Lifetime > 90 K hours
- [Various DC plug quick adapter accessory available](#)
- 3 years warranty

**Applications**

- Mobile clinical workstation
- Oral irrigator
- Portable hemodialysis machine
- Breath Machine
- Medical computer monitor

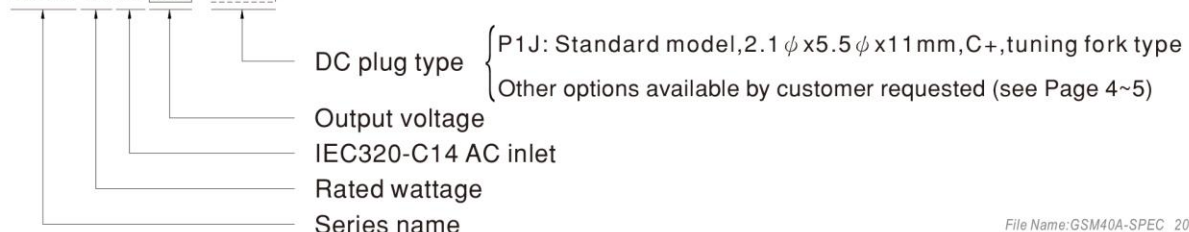
**Description**

GSM40A is a highly reliable, 40W single-output green medical adaptor series. This product is a class I power unit(with FG), equipped with a standard IEC320-C14 AC inlet and adopting the input range from 80VAC to 264VAC. The entire series supplies different models with output voltages between 5VDC and 48VDC that can satisfy the demands for various types of medical electrical devices. The circuitry design meets the international medical standards (2\*MOPP), having an ultra low leakage current (<90μA), fitting the medical devices in direct electrical contact with the patients.

With the efficiency up to 91% and the extremely low no-load power consumption below 0.1W, GSM40A is compliant with USA EISA 2007/DoE , Canada NRCAN, Australia and New Zealand MEPS, EU ErP, and meet Code of Conduct (CoC) Version 5. The supreme feature allows the adaptor to save the energy when it is either under the operating mode or the standby mode. The entire series utilizes the 94V-0 flame retardant plastic case. GSM40A is certified for the international medical safety regulations.

**Model Encoding**

**GSM40A05-P1J**



File Name: GSM40A-SPEC 2020-10-20



**40W Desktop Single power supply > GSM40A**

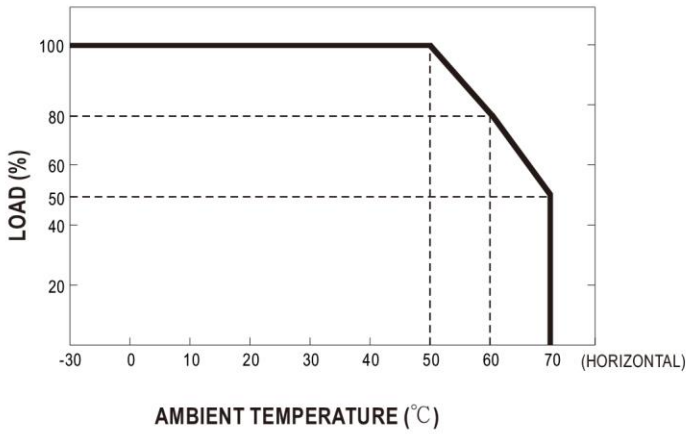
**SPECIFICATION**

ORDER NO.	GSM40A05-P1J	GSM40A07-P1J	GSM40A09-P1J	GSM40A12-P1J	GSM40A15-P1J	GSM40A18-P1J	GSM40A24-P1J	GSM40A48-P1J		
OUTPUT	SAFETY MODEL NO.	GSM40A05	GSM40A07	GSM40A09	GSM40A12	GSM40A15	GSM40A18	GSM40A24	GSM40A48	
	DC VOLTAGE Note.2	5V	7.5V	9V	12V	15V	18V	24V	48V	
	RATED CURRENT	5A	5.34A	4.45A	3.34A	2.67A	2.22A	1.67A	0.84A	
	CURRENT RANGE	0.1 ~ 5A	0.1 ~ 5.34A	0.1 ~ 4.45A	0.1 ~ 3.34A	0.1 ~ 2.67A	0.1 ~ 2.22A	0.1 ~ 1.67A	0.1 ~ 0.84A	
	RATED POWER (max.)	25W	40W	40W	40W	40W	40W	40W	40W	
	RIPPLE & NOISE (max.) Note.3	80mVp-p	80mVp-p	100mVp-p	100mVp-p	100mVp-p	120mVp-p	150mVp-p	150mVp-p	
	VOLTAGE TOLERANCE Note.4	±5.0%	±5.0%	±5.0%	±3.0%	±3.0%	±3.0%	±2.5%	±2.5%	
	LINE REGULATION Note.5	±1.0%	±1.0%	±1.0%	±1.0%	±1.0%	±1.0%	±1.0%	±1.0%	
	LOAD REGULATION	±5.0%	±5.0%	±5.0%	±3.0%	±3.0%	±3.0%	±2.5%	±2.5%	
	SETUP, RISE TIME Note.6	1000ms, 30ms / 230VAC      1500ms, 30ms / 115VAC at full load								
HOLD UP TIME (Typ.)	50ms / 230VAC      24ms / 115VAC at full load									
INPUT	VOLTAGE RANGE Note.7	80 ~ 264VAC      113 ~ 370VDC								
	FREQUENCY RANGE	47 ~ 63Hz								
	EFFICIENCY (Typ.)	81%	85.5%	86%	88%	88.5%	89.5%	90%	91%	
	AC CURRENT (Typ.)	1A / 115VAC      0.5A / 230VAC								
	INRUSH CURRENT (Typ.)	Cold start      30A/115VAC      60A / 230VAC								
	LEAKAGE CURRENT(max.)	Earth leakage current < 90 $\mu$ A/264VAC , Touch current < 90 $\mu$ A/264VAC								
PROTECTION	OVERLOAD	105 ~ 160% rated output power Protection type : Hiccup mode, recovers automatically after fault condition is removed								
	OVER VOLTAGE	5.2 ~ 7.0V	7.8 ~ 10.2V	9.4 ~ 12.2V	12.6 ~ 16.2V	15.7 ~ 20.3V	18.9 ~ 24.3V	25.2 ~ 32.4V	50.4 ~ 64.8V	
ENVIRONMENT	WORKING TEMP.	-30 ~ +70 $^{\circ}$ C (Refer to "Derating Curve")								
	WORKING HUMIDITY	20% ~ 90% RH non-condensing								
	STORAGE TEMP., HUMIDITY	-40 ~ +85 $^{\circ}$ C, 10 ~ 95% RH non-condensing								
	TEMP. COEFFICIENT	±0.03% / $^{\circ}$ C (0~50 $^{\circ}$ C)								
	VIBRATION	10 ~ 500Hz, 2G 10min./1cycle, period for 60min. each along X, Y, Z axes								
	OPERATING ALTITUDE Note.8	3000 meters								
SAFETY & EMC (Note 9)	SAFETY STANDARDS	IEC60601-1, TUV EN60601-1, ANSI/AAMI ES60601-1(3.1 version), CAN/CSA-C22.2 No. 60601-1:14 - Edition 3, EAC TP TC 004 approved								
	ISOLATION LEVEL	Primary-Secondary: 2xMOPP, Primary-Earth: 1xMOPP								
	WITHSTAND VOLTAGE	I/P-O/P: 4KVAC      I/P-FG: 2KVAC      O/P-FG: SHORT								
	ISOLATION RESISTANCE	I/P-O/P, I/P-FG: 100M Ohms / 500VDC / 25 $^{\circ}$ C / 70% RH								
	EMC EMISSION	Parameter	Standard					Test Level / Note		
		Conducted emission	EN55011 (CISPR11), FCC PART 15 / CISPR22, CAN ICES-3(B)/NMB-3(B)					Class B		
		Radiated emission	EN55011 (CISPR11), FCC PART 15 / CISPR22, CAN ICES-3(B)/NMB-3(B)					Class B		
		Harmonic current	EN61000-3-2					Class A		
	Voltage flicker	EN61000-3-3					-----			
	EMC IMMUNITY	EN60601-1-2, EN61204-3								
Parameter		Standard					Test Level / Note			
ESD		EN61000-4-2					Level 4, 15KV air ; Level 4, 8KV contact			
RF field susceptibility		EN61000-4-3					Level 3, 10V/m( 80MHz~2.7GHz ) Table 9, 9~28V/m( 385MHz~5.78GHz )			
EFT bursts		EN61000-4-4					Level 3, 2KV			
Surge susceptibility		EN61000-4-5					Level 3, 1KV/Line-Line , 2KV/Line-FG			
Conducted susceptibility		EN61000-4-6					Level 3, 10V			
Magnetic field immunity		EN61000-4-8					Level 4, 30A/m			
Voltage dip, interruption	EN61000-4-11					100% dip 1 periods, 30% dip 25 periods, 100% interruptions 250 periods				
OTHERS	MTBF	740K hrs min. MIL-HDBK-217F(25 $^{\circ}$ C )								
	DIMENSION	125*50*31.5mm (L*W*H)								
	PACKING	0.29Kg; 40pcs/ 12.6 Kg/1.04CUFT								
CONNECTOR	PLUG	See page 4~5 ; Other type available by customer requested								
	CABLE	See page 4~5 ; Other type available by customer requested								
NOTE	1. All parameters are specified at 230VAC input, rated load, 25 $^{\circ}$ C 70% RH ambient. 2. DC voltage: The output voltage set at point measure by plug terminal & 50% load. 3. Ripple & noise are measured at 20MHz by using a 12" twisted pair terminated with a 0.1 $\mu$ f & 47 $\mu$ f capacitor. 4. Tolerance: includes set up tolerance, line regulation, load regulation. 5. Line regulation is measured from low line to high line at rated load. 6. Length of set up time is measured at first cold start. Turning ON/OFF the power supply may lead to increase of the set up time. 7. Derating may be needed under low input voltages. Please check the derating curve for more details. 8. The ambient temperature derating of 3.5 $^{\circ}$ C/1000m with fanless models and of 5 $^{\circ}$ C/1000m with fan models for operating altitude higher than 2000m(6500ft). 9. The power supply is considered as an independent unit, but the final equipment still need to re-confirm that the whole system complies with the EMC directives. For guidance on how to perform these EMC tests, please refer to "EMI testing of component power supplies."									

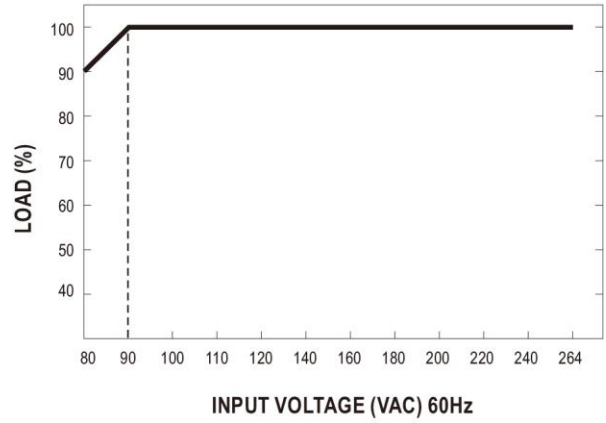


**40W Desktop Single power supply > GSM40A**

**Derating Curve**

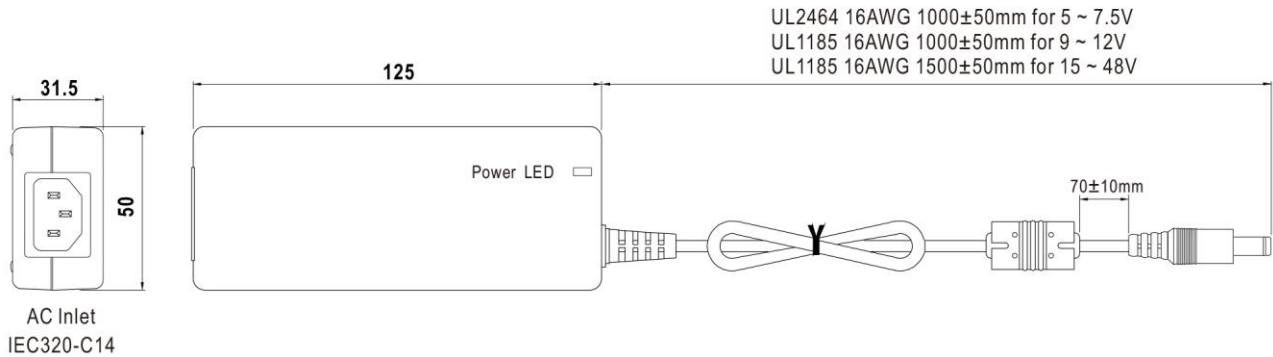


**Static Characteristics**



**Mechanical Specification**

Case No. GS60A Unit:mm



**DC output plug**

Standard plug: P1J

P1J	Pin Assignment
	Outside ⊖ ⊕ Inside -V connected to AC FG(standard) -V not connected to AC FG(optional)



**40W Desktop Single power supply > GSM40A**



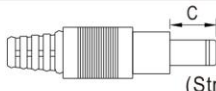





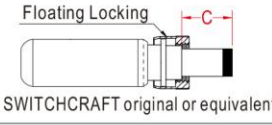




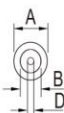
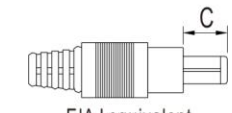
◎ DC plug changeable through:

- (1) Customization of the standard part with an optional DC plug according to the table (MOQ applicable)
- (2) Quick adapter accessory (sold separately without MOQ)

Example quick adapter accessory:


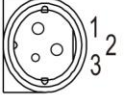
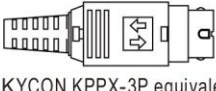

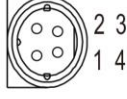








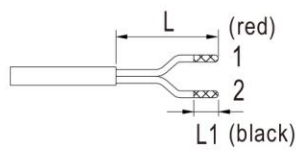


◎ Optional DC plug: (Available in customized cable or quick adapter)

Tuning Fork Style		Type No.	A	B	C	Quick Adapter Accessory
			OD	ID	L	
 <div style="display: flex; justify-content: space-around;"> <div style="text-align: center;">  <p>A B</p> </div> <div style="text-align: center;">  <p>C (Straight)</p> </div> </div>	P1I	5.5	2.1	9.5	Available (Current rating: 7.5A max.)	
	P1L	5.5	2.5	9.5		
	P1M	5.5	2.5	11.0		
	P1IR	5.5	2.1	9.5		
	P1JR	5.5	2.1	11.0		
	P1LR	5.5	2.5	9.5		
	P1MR	5.5	2.5	11.0		
 <div style="display: flex; justify-content: space-around;"> <div style="text-align: center;">  <p>A B</p> </div> <div style="text-align: center;">  <p>C (Straight)</p> </div> </div>	P2I	5.5	2.1	9.5	None	
	P2J	5.5	2.1	11.0		
	P2L	5.5	2.5	9.5		
	P2M	5.5	2.5	11.0		
	P2IR	5.5	2.1	9.5		
	P2JR	5.5	2.1	11.0		
	P2LR	5.5	2.5	9.5		
P2MR	5.5	2.5	11.0			
 <div style="display: flex; justify-content: space-around;"> <div style="text-align: center;">  <p>A B</p> </div> <div style="text-align: center;">  <p>Floating Locking SWITCHCRAFT original or equivalent C</p> </div> </div>	P2S(S761K)	5.53	2.03	12.06	None	
	P2K(761K)	5.53	2.54	12.06		
	P2C(S760K)	5.53	2.03	9.52		
	P2D(760K)	5.53	2.54	9.52		
 <div style="display: flex; justify-content: space-around;"> <div style="text-align: center;">  <p>A B</p> </div> <div style="text-align: center;">  <p>C EIAJ equivalent</p> </div> </div>	P3A	2.35	0.7	11.0	Available (Current rating: 5A max.)	
	P3B	4.0	1.7	11.0		
	P3C	4.75	1.7	11.0		
 <div style="display: flex; justify-content: space-around;"> <div style="text-align: center;">  <p>A B D</p> </div> <div style="text-align: center;">  <p>C EIAJ equivalent</p> </div> </div>	P4A	5.5	3.4	11.0	1.0	Available (Current rating: 7.5A max.)
	P4B	6.5	4.4	11.0	1.4	
	P4C	7.4	5.1	11.0	0.6	



**40W Desktop Single power supply > GSM40A**

Min. DIN 3 Pin with Lock (male)	Type No.	Pin Assignment		Quick Adapter Accessory
		PIN No.	Output	
   <p>KYCON KPPX-3P equivalent</p>	R6B	1	+Vo	Available (Current rating: 7.5A max.)
		2	-Vo	
		3	+Vo	
Min. DIN 4 Pin with Lock (male)	Type No.	Pin Assignment		
		PIN No.	Output	
   <p>KYCON KPPX-4P equivalent</p>	R7B	1	+Vo	Available (Current rating: 7.5A max.)
		2	-Vo	
		3	-Vo	
		4	+Vo	
Min. DIN 4 Pin with Lock (female)	Type No.	Pin Assignment		
		PIN No.	Output	
   <p>KYCON KPJX-CM-4S equivalent</p>	R7BF	1	+Vo	None
		2	-Vo	
		3	-Vo	
		4	+Vo	
DIN 5 Pin (male)	Type No.	Pin Assignment		
		PIN No.	Output	
  	R1B	1	-Vo	Available (Current rating: 7.5A max.)
		2	-Vo	
		3	+Vo	
		4	-Vo	
		5	+Vo	
Stripped and tinned leads	Type No.	Pin Assignment		
		PIN No.	Output	
  <p>Length of Land L1 by request            (MW's standard length, L: <u>25</u> mm, L1: <u>5</u> mm)</p>	by customer	1	+Vo	None
		2	-Vo	