



E-Star Power Development Co., Ltd. (E-STAR)

1F., No.40, Juren Ln., Sec. 2, Sanmin Rd., Banciao Dist., New Taipei City
22069, Taiwan (R.O.C.)

Phone : 886-2-2957 5580 Fax : 886-2-2957 7473

75W Din Rail power supply < NDR-75



■ Features

- Universal AC input / Full range
- Protections: Short circuit / Overload / Over voltage / Over temperature
- Cooling by free air convection
- Can be installed on DIN rail TS-35/7.5 or 15
- UL 508 (industrial control equipment) approved
- EN61000-6-2(EN50082-2) industrial immunity level
- 100% full load burn-in test
- 3 years warranty

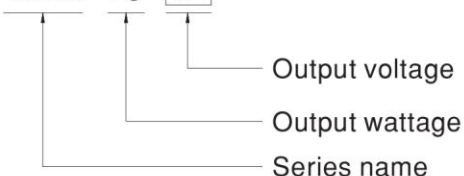
■ Description

NDR-75 is one economical slim 75W Din rail power supply series, adapt to be installed on TS-35/7.5 or TS-35/15 mounting rails. The body is designed 32mm in width, which allows space saving inside the cabinets. The entire series adopts the full range AC input from 90VAC to 264VAC and conforms to EN61000-3-2, the norm the European Union regulates for harmonic current.

NDR-75 is designed with metal housing that enhances the unit's power dissipation. With working efficiency up to 89%, the entire series can operate at the ambient temperature between -20°C and 70°C under air convection. It is equipped with constant current mode for over-load protection, fitting various inductive or capacitive applications. The complete protection functions and relevant certificates for industrial control apparatus (UL508, TUV EN62368-1, and etc.) make NDR-75 a very competitive power supply solution for industrial applications.

■ Model Encoding

NDR - 75 - 12





E-Star Power Development Co., Ltd. (E-STAR)

1F., No.40, Juren Ln., Sec. 2, Sanmin Rd., Banciao Dist., New Taipei City
22069, Taiwan (R.O.C.)

Phone : 886-2-2957 5580 Fax : 886-2-2957 7473

75W Din Rail power supply < NDR-75

SPECIFICATION

MODEL		NDR-75-12		NDR-75-24		NDR-75-48	
OUTPUT	DC VOLTAGE	12V		24V		48V	
	RATED CURRENT	6.3A		3.2A		1.6A	
	CURRENT RANGE	0 ~ 6.3A		0 ~ 3.2A		0 ~ 1.6A	
	RATED POWER	75.6W		76.8W		76.8W	
	RIPPLE & NOISE (max.) <small>Note.2</small>	80mVp-p		120mVp-p		150mVp-p	
	VOLTAGE ADJ. RANGE	12 ~ 14V		24 ~ 28V		48 ~ 55V	
	VOLTAGE TOLERANCE <small>Note.3</small>	±2.0%		±1.0%		±1.0%	
	LINE REGULATION	±0.5%		±0.5%		±0.5%	
	LOAD REGULATION	±1.0%		±1.0%		±1.0%	
	SETUP, RISE TIME	1200ms, 60ms/230VAC 2000ms, 60ms/115VAC at full load					
HOLD UP TIME (Typ.)	60ms/230VAC 12ms/115VAC at full load						
INPUT	VOLTAGE RANGE <small>Note.6</small>	90 ~ 264VAC 127 ~ 370VDC [DC input operation possible by connecting AC/L(+), AC/N(-)]					
	FREQUENCY RANGE	47 ~ 63Hz					
	EFFICIENCY (Typ.)	85.5%		88%		89%	
	AC CURRENT (Typ.)	1.45A/115VAC 0.9A/230VAC					
	INRUSH CURRENT (Typ.)	20A/115VAC 35A/230VAC					
	LEAKAGE CURRENT	<1mA / 240VAC					
PROTECTION	OVERLOAD	105 ~ 130% rated output power Protection type : Constant current limiting, recovers automatically after fault condition is removed					
	OVER VOLTAGE	14 ~ 17V		29 ~ 33V		56 ~ 65V	
		Protection type : Shut down o/p voltage, re-power on to recover					
	OVER TEMPERATURE	Protection type : Shut down o/p voltage, re-power on to recover					
ENVIRONMENT	WORKING TEMP.	-20 ~ +70℃ (Refer to "Derating Curve")					
	WORKING HUMIDITY	20 ~ 95% RH non-condensing					
	STORAGE TEMP., HUMIDITY	-40 ~ +85℃, 10 ~ 95% RH					
	TEMP. COEFFICIENT	±0.03%/℃ (0 ~ 50℃)					
	VIBRATION	Component:10 ~ 500Hz, 2G 10min./1cycle, 60min. each along X, Y, Z axes; Mounting: Compliance to IEC60068-2-6					
SAFETY & EMC (Note 4)	SAFETY STANDARDS	UL508, TUV EN62368-1, EAC TP TC 004 approved;(meet EN60204-1)					
	WITHSTAND VOLTAGE	I/P-O/P:3KVAC I/P-FG:2KVAC O/P-FG:0.5KVAC					
	ISOLATION RESISTANCE	I/P-O/P, I/P-FG, O/P-FG:>100M Ohms / 500VDC / 25℃ / 70% RH					
	EMC EMISSION	Compliance to EN55032 (CISPR32), EN61204-3 Class B, EN61000-3-2,-3, EAC TP TC 020					
	EMC IMMUNITY	Compliance to EN61000-4-2,3,4,5,6,8,11, EN55024, EN61000-6-2 (EN50082-2), EN61204-3, heavy industry level, criteria A, EAC TP TC 020					
OTHERS	MTBF	486.2K hrs min. MIL-HDBK-217F (25℃)					
	DIMENSION	32*125.2*102mm (W*H*D)					
	PACKING	0.51Kg; 28pcs/15.3Kg/1.22CUFT					
NOTE	1. All parameters NOT specially mentioned are measured at 230VAC input, rated load and 25℃ of ambient temperature. 2. Ripple & noise are measured at 20MHz of bandwidth by using a 12" twisted pair-wire terminated with a 0.1uf & 47uf parallel capacitor. 3. Tolerance : includes set up tolerance, line regulation and load regulation. 4. The power supply is considered a component which will be installed into a final equipment. The final equipment must be re-confirmed that it still meets EMC directives. 5. Installation clearances : 40mm on top, 20mm on the bottom, 5mm on the left and right side are recommended when loaded permanently with full power. In case the adjacent device is a heat source, 15mm clearance is recommended. 6. Derating may be needed under low input voltage. Please check the derating curve for more details. 7. The ambient temperature derating of 3.5℃/1000m with fanless models and of 5℃/1000m with fan models for operating altitude higher than 2000m(6500ft).						



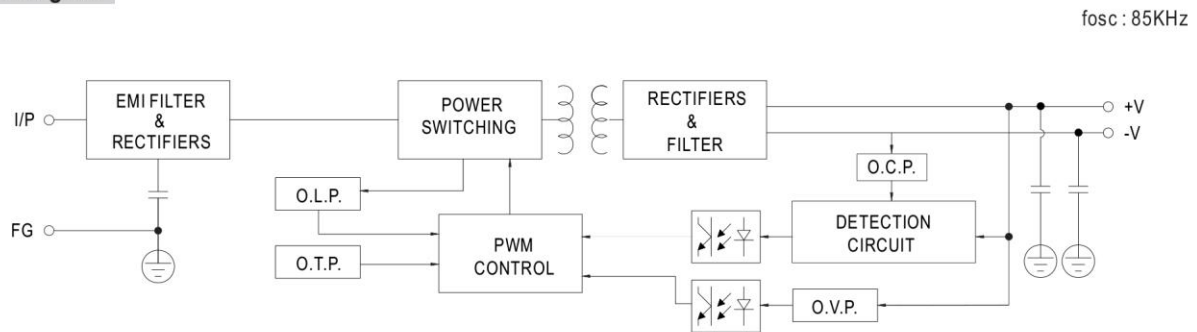
E-Star Power Development Co., Ltd. (E-STAR)

1F., No.40, Juren Ln., Sec. 2, Sanmin Rd., Banciao Dist., New Taipei City
22069, Taiwan (R.O.C.)

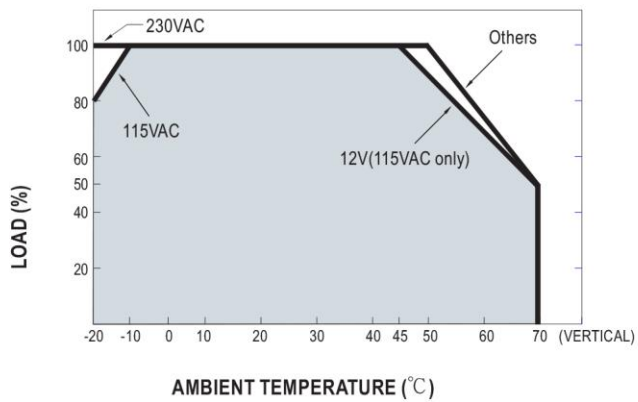
Phone : 886-2-2957 5580 Fax : 886-2-2957 7473

75W Din Rail power supply < NDR-75

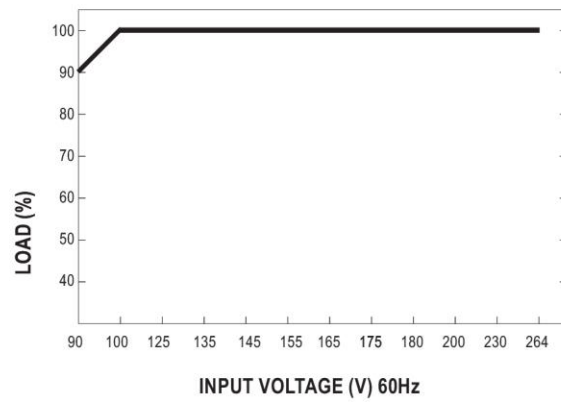
■ Block Diagram



■ Derating Curve



■ Static Characteristics





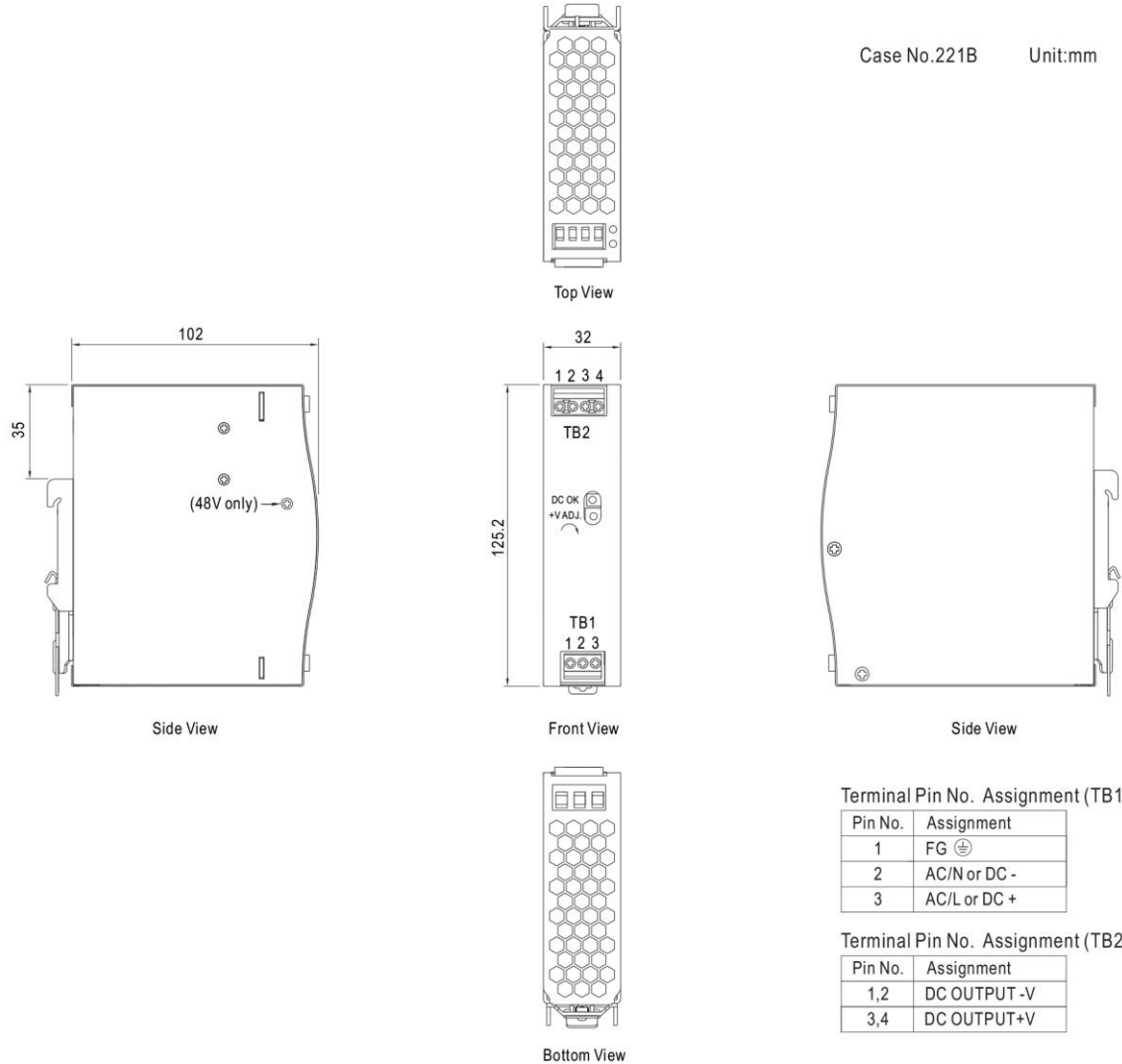
E-Star Power Development Co., Ltd. (E-STAR)

1F., No.40, Juren Ln., Sec. 2, Sanmin Rd., Banciao Dist., New Taipei City
22069, Taiwan (R.O.C.)

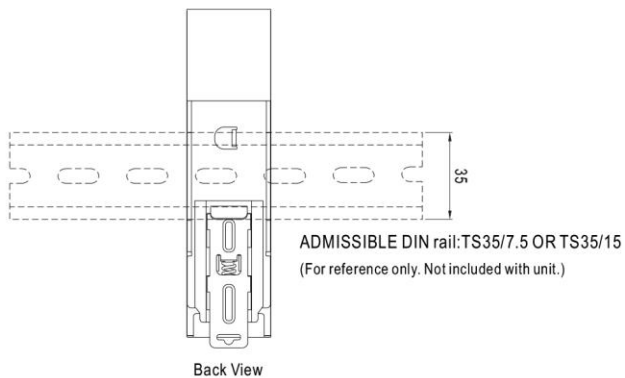
Phone : 886-2-2957 5580 Fax : 886-2-2957 7473

75W Din Rail power supply < NDR-75

Mechanical Specification



Installation Instruction



This series fits DIN rail TS35/7.5 or TS35/15.

For installation details, please refer to the Instruction manual.